

FEBRUARY 11, 2024

116TH MILLROSE GAMES

NIKE TRACK & FIELD CENTER AT THE ARMORY



JOSH KERR



LAURA MUIR



CHRISTIAN COLEMAN



DANIELLE WILLIAMS



YARED NUGUSE



YAROSLAVA MAHUCHIKH

These six superstar athletes are among those who will take center stage at the 116th Millrose Games.



JOURNEY
TO GOLD

WE ARE USATF
JOIN OUR SPORT.
OUR TEAM.
OUR JOURNEY.

BECOME A
MEMBER
TODAY.

USATF.ORG/MEMBERSHIP



FOLLOW US @USATF
WATCH US USATF.TV
TAG US #USATF



Welcome to the 116th Millrose Games!

We are so excited to welcome you to the most exciting assembly of track & field athletes indoors this year. From the Fastest Kid in the World races to the NYRR Wanamaker Miles, the Millrose Games aims to delight every type of track & field fan.

Last year, we witnessed one of the most successful and riveting editions of the Millrose Games to date. A staggering eleven national records were broken, including three American records, courtesy of Alicia Monson, Abby Steiner, and Yared Nuguse. Nuguse's mark of 3:47.38 was the second fastest indoor mile in world history, and it was a fitting way to cap off a spectacular afternoon of track and field.

Nuguse and Monson will both return to defend their titles, alongside dozens more of the world's best athletes. Grant Fisher and Josh Kerr will look to put the two-mile world record under threat, 60m world record holder Christian Coleman is seeking his third straight Millrose title, the women's 60m hurdles is absolutely loaded, and Yaroslava Mahuchikh of Ukraine headlines the high jump. As always, the NYRR Wanamaker Miles will conclude the day, carrying on a legendary tradition. No matter the event, the competition on the track and in the field is sure to dazzle.

The Millrose Games are held each year in The Armory, the "Fastest Track in the World," named as such because more records have been set on this track than anywhere else! This year we celebrate 30 Years of spectacular track & field in the "House that Doc Built". The Armory is also home to the National Track & Field Hall of Fame; a successful year round educational program –Armory College Prep; the Seniors AIM High Program for our community members 60 years and up, and many other community programs designed to "Keep EVERYONE on Track."

This year's Presidents Award will go to two people: Lord Sebastian Coe, President of World Athletics and one of the greatest middle distance runners of all time, and Cheryl Toussaint, Olympian and Director of the Colgate Women's Games. They will each be in attendance this afternoon, and you can read more about both outstanding individuals in this program. We are so honored to celebrate both Lord Coe and Ms. Toussaint, along with all of the other terrific athletes here at the Millrose Games.

We hope you enjoy your time with us. We are so thankful you have decided to join us today.



Rita Finkel & Jonathan Schindel
Armory Foundation Co-Presidents



Thank you to our Elected Officials
for their commitment to the Armory Foundation
and “Keeping ~~Kids~~ on Track.”

EVERYONE



Kathy Hochul
Governor
State of New York



Eric Adams
Mayor
City of New York



Adriano Espallat
Congressman
State of New York



Mark Levine
Borough President
Manhattan



Robert Jackson
State Senator
State of New York



Ydanis Rodriguez
Commissioner
Department of Transportation



Shaun Abreu
Councilman
NYC Council



Carmen De La Rosa
Councilwoman
NYC Council



Al Taylor
Assemblyman
State of New York



Manny De Los Santos
Assemblyman
State of New York

MILLROSE GAMES
NIKE TRACK & FIELD CENTER
★ AT THE ARMORY ★



As the Millrose Games Meeting Director,
I want to welcome all of our great athletes to the
116th edition of this historic event, the oldest and
most renowned indoor meeting in the world.

We have staged this wonderful event since 2012
at our great facility here at The Armory, where
records at all levels continue to be broken.

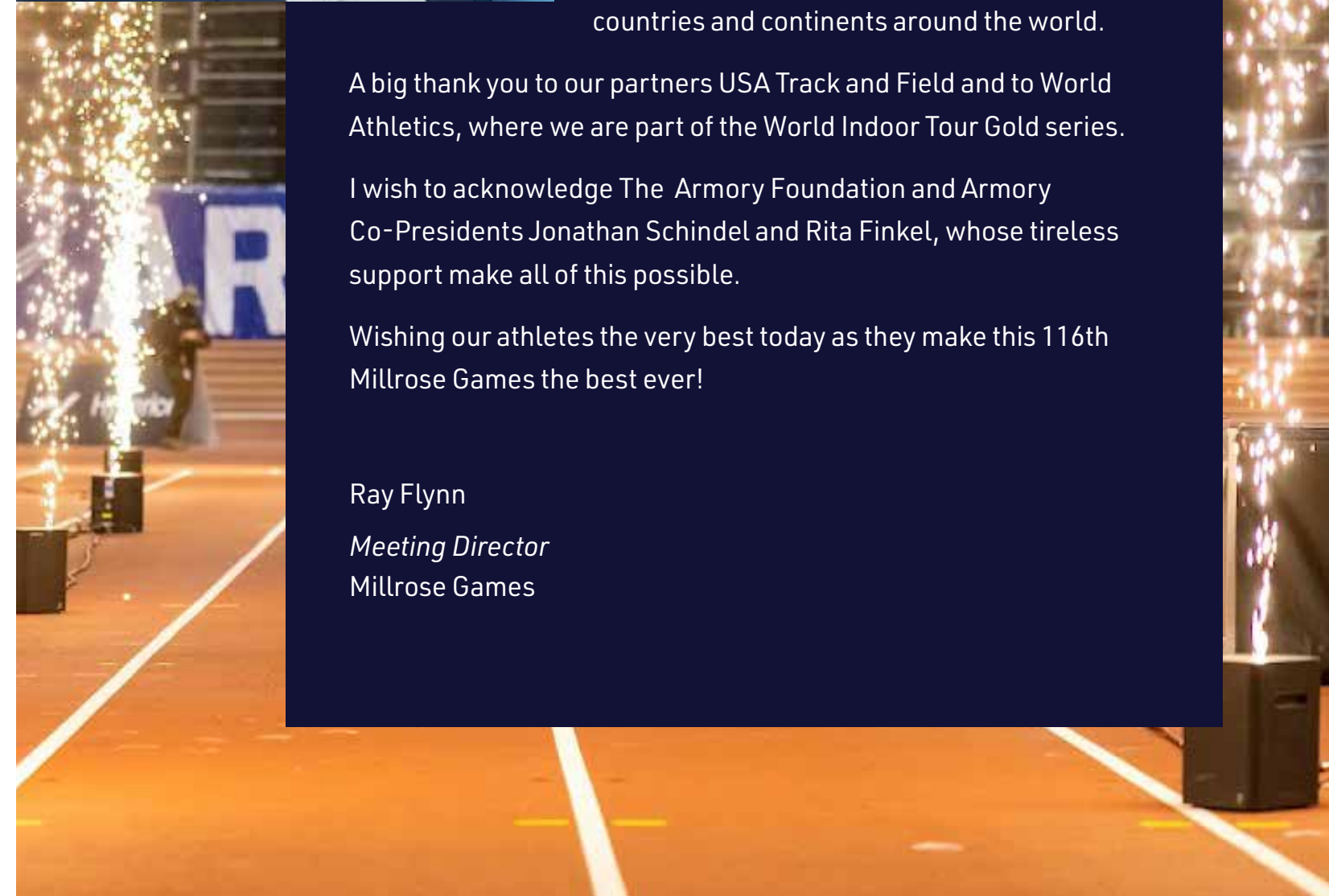
Our event will be shown live on NBC and in many
countries and continents around the world.

A big thank you to our partners USA Track and Field and to World
Athletics, where we are part of the World Indoor Tour Gold series.

I wish to acknowledge The Armory Foundation and Armory
Co-Presidents Jonathan Schindel and Rita Finkel, whose tireless
support make all of this possible.

Wishing our athletes the very best today as they make this 116th
Millrose Games the best ever!

Ray Flynn
Meeting Director
Millrose Games



ARMORY FOUNDATION

Chairman
Mike Frankfurt
Co-Presidents
Rita Finkel & Jonathan Schindel
Founder
Dr. Norbert Sander M.D.
1942-2017

MEET DIRECTOR

Ray Flynn

ASSISTANT MEET DIRECTOR

Tim Fulton

DIRECTOR OF OPERATIONS

Bassett Thompson

WORLD ATHLETICS

TECHNICAL DELEGATE

Mike Armstrong

USATF

Chief Executive Officer
Max Siegel
Chief Operating Officer
Renee Chubee Washington
Chief Marketing Officer
Sarah Hollis
Chief Content Officer
Adam Schmenk
Chief Sports Science & Medicine
Robert Chapman
Chief Communications Officer
Aarti Parekh

Tswana Caine
Christie-Lee Coad
Brittany Garcia
Julian Irigoyen
Rikki Keen
Erik Kynard
Whitney Meyers
Chris Margallo
Carly Thea
Natalie Uhl
Elizabeth Yeadon

GAMES COMMITTEE

Chairman
Ray Flynn

Dwayne Burnett
Tim Fulton
Bassett Thompson
Cheryl Toussaint

PRESIDENTS AWARD RECIPIENTS

Lord Sebastian Coe
Cheryl Toussaint

ATHLETE INVITATIONS

Youth
Bassett Thompson
Race Walks
Jeff Salvage
High School
Tim Fulton
Erin Jaskot
College
Zakia Haywood
Masters & Clubs
Owen Strong
Open & NYRR Wanamaker Miles
Ray Flynn
Athlete Managers
Emily Pritt
Matt Sonnenfeldt
Brad Yewer

MEET REFEREE & TECHNICAL DIRECTOR

Tom McTaggart

CHIEF OF OFFICIALS

Jannie Rosado

FINISH LINE CHIEF

Lloyd Cornelius Jr.

TRACK & FIELD TECHNICAL DIRECTOR

Phil Zodda

HIGH SCHOOL REFEREE

Shawn Frederick

STARTERS

Andrea Jennings
Paul Poisez
Aubrey Taylor
Annette White

CLERKS

Ron Clarke
Dan Doherty
John Padula
Anine Stanley
Tiwanna Terry
Michele Walker
Andrea Williams

FINISH LINE

Judith Allen
Jenny Benjamin
Darsia Hutton
Rosalind Mason
Vance Rogers

RACE WALK JUDGES

Mary Anne Daniel
Ron Daniel
Solomiya Login
William Pollinger

Edwin Richardson
Reginald Weissglas
Gary Westerfield

UMPIRES

Maureen Bell
Angela Gordon
Alwyn Hutton
Seth Okrend

MARSHALLS

George Atkins
Greg Burnett
Lisa Edwards
Aaron Robison
Arthur Weisberg

POLE VAULT

Steve Brink
Mario Falconer
Alison McGinnis
Wendy Warnock
Takeshi Yamazaki

JUMPS

Dawn Best
Dwayne Evans
Nigel Gabriel
Sidney Milden
Angela Miller
Lenroy Raffington
Anthony Robinson

HIGH JUMP

Helene Britton
Elvis Clarke
Sandra Edwards
Monique LeBron
Osmond Powell
Ed Wright

TIMING & RESULTS

Director of Timing & Results
Tim Fulton

Directors of Timing Operations

Lex Mercado
Matt Pisciotta
PrimeTime Timing
Cody Branch
Sam Sadowski

karmarush

Dipen Shah

Armory Timing & Results

Bradley Atkins
Alexander Bean
Dwayne Evans
Michelle Ferreira
Michael Gordon
Philip Greenwald
Michael Mahoney
James McCowan
Billy Poole-Harris

IN-HOUSE ANNOUNCERS

Ian Brooks

Dwayne Burnett
Erica Graham
Mike Jay
Dave Johnson
Dennis Kornfield
Norm Ogilvie
Nicoleta Papavasilikis

NATIONAL ANTHEM

Jose M. Velazquez Jr.

IN-HOUSE PRODUCTION

Manager
Brian Harner

Tisha Bolden
Regine Curmon
Jerleen Estevez
Francyna Evins
Andrew Grella
Jeffery Hunter
Ali Kourani
Miguel Munoz
Alexia Papavasilikas
Tabitha Perez

PHOTOGRAPHY

Ross Dettman
John Napolitan
Victah Sailer
Sam Su

NBC SPORTS

Producer
Stephen Greenberg
Director
Charlie Dammeyer

NBC ANNOUNCERS

Ato Boldon
Kara Goucher
Lewis Johnson
Sanya Richards-Ross
Paul Swangard

PRESS OPERATIONS

Chief
Zakia Haywood

DKC Public Relations
Andrew Bienstock
Leigha Duncan
Samantha Miller
Joe Villa

HOSPITALITY

RCano Events

AWARDS

Jane Bunting
Sue Kornfield
Nicoletta Papavasilikas
Kristina Thompson

MEDICAL

Morgan Busko, M.D.
Moria Davenport, M.D.
Leslie Dreifus, D.S.
Larry Johnson, D.S.
Troy Lee, Paramedic
Crystal Ortega, EMT
Christal Thompson, RN
Janice Wells, EMT

MEET PROGRAM

Editor
Owen Mittenhal

Design
Mo Ström

Advertising
Caroline Montero

Printer
Graphic Executions

Karen Harper
Jesse Krenzin

Stats & Research
Walt Murphy

Cover Photos
John Napolitan
Victah Sailer

ARMORY FOUNDATION STAFF

Alberto Aquino
Glennis Aquino-Gil
John Carpenter
Miguel Damian
Kenny Dwyer
Ifetayo Dudley
Chenelle Francis
Ana Garrido
Aviana Goode
Karen Gutierrez
Clayton Harding
Brian Harner
Zakia Haywood
Tom Healy
Erin Jaskot
Milena Joya
Lex Mercado
Owen Mittenhal
Caroline Montero
Isabella Osorio
Jose Paulino
Carlos Perallon
Yojaira Perallon
Matt Pisciotta
Joshua Potts
Stephen Polanco
Amber Salomon-Cortes
Giorgy Santos
Mary Rose Synek
Bassett Thompson
Chris Vaios
Nydia Warner
Olicia Williams



116TH MILLROSE GAMES EVENTS SCHEDULE

Friday, February 9th

Starting Time

A	High School Girls' Weight Throw	11:00
B	High School Boys' Weight Throw	12:15
C	Women's Weight Throw	1:30
D	Men's Weight Throw	3:00
E	Flying Circus High School Boys' Pole Vault	7:00

Sunday, February 11th

Starting Time

1	UCS Women's Club Distance Medley Relay	8:45
2	UCS Men's Club Distance Medley Relay	9:00
3	William J. Pollinger USATF Men's 1 Mile Race Walk	9:13
4	Masters Men's 60+ & Women's 40+/50+ 4x400m	9:22
5	Masters Men's 40+/50+ 4x400m	9:28
6	High School Girls' Long Island 4x400m	9:35
7	Flying Circus High School Girls' Pole Vault	9:41
8	High School Boys' Long Island 4x400m	9:43
9	William J. Pollinger USATF Women's 1 Mile Race Walk	9:49
10	Women's 4x200m	10:00
11	High School Boys' Triple Jump	10:05
12	Men's 4x200m	10:07
13	High School Girls' CHSAA 4x400m	10:12
14	Youth Boys' U-12 Armory 400m	10:21
15	High School Girls' Suburban 4x400m	10:24
16	High School Boys' Suburban 4x400m	10:30
17	High School Boys' CHSAA 4x800m	10:36
18	Youth Girls' U-12 4x200m	10:47
19	Youth Boys' U-12 4x200m	10:51
20	High School Girls' 60m	10:55
21	High School Boys' Invitational 4x800m	11:00
22	High School Girls' Triple Jump	11:12
23	High School Boys' 60m	11:14
24	got milk? High School Girls' PSAL 4x400m	11:19
25	got milk? High School Boys' PSAL 4x400m	11:19

26	Debevoise High School Girls' Invitational 300m	11:31
27	Dr. Landry High School Boys' Invitational 300m	11:38
28	Rising New York Road Runners Youth Girls' 800m	11:45
29	Rising New York Road Runners Youth Boys' 800m	11:50
30	Mary Darling College Women's 4x400m	11:55
31	Tom Courtney College Men's 4x400m	12:01
32	George Hirsch High School Girls' Invitational 600m	12:06
33	BBR Partners High School Girls' Invitational 4x800m	12:10
34	Nike High School Girls' Invitational Mile	12:20
35	Men's Invitational Pole Vault	12:28
36	Youth Girls' U-8 Fastest Kid in the World 55m	12:30
37	Youth Boys' U-8 Fastest Kid in the World 55m	12:35
38	Florence Diamond High School Boys' Invitational 600m	12:40

Opening Ceremony

	<i>Live coverage on NBC</i>	1:00
39	Women's 60m Hurdles	1:03
40	Men's 60m Hurdles	1:10
41	Women's 60m	1:17
42	Men's 60m	1:22
43	Flagpole Hill Fund Youth Girls' U-12 400m	1:27
44	Mike Frankfurt Men's Invitational 800m	1:34
45	Mary Beth Hogan Women's Invitational 2 Mile	1:41
46	Women's Invitational High Jump	1:45
47	AB High School Girls' Invitational 4x200m	1:54
48	KPMG Women's Invitational 300m	1:57
49	Dr. Sander Men's Invitational 2 Mile	2:05
50	Nike High School Boys' Invitational Mile	2:18
51	Mondo High School Boys' Invitational 4x200m	2:25
52	The Stern Family Women's Invitational 800m	2:31

National Anthem

53	NYRR Women's Wanamaker Mile	2:42
54	NYRR Men's Wanamaker Mile	2:53

Photo: Ross Dettman

Finish On Empty



A High School Girls' Weight Throw

HS National & Armory Record 68-2 1/2 — Shelby Ashe, St. Pius X, GA (2011)
Meet Record 66-11 1/4 — Monique Hardy, Webster, NY (2020)

ENTRIES

- Susan Adenkule (Providence, RI)
- Gifty Bediako (Providence, RI)
- Adelaide Caron (Woonsocket, RI)
- Giana Decesare (North Scituate, RI)
- Meagan Ewers (Medgar Evers, NY)
- Tracy Freeman (Syosset, NY)
- Mia Hoskins (Coventry, RI)
- Nattaly Lindo (Valley Stream, NY)
- Isabella Piette (Woonsocket, RI)
- Gabriella Vizcarrondo (Nanuet, NY)
- Ava Wierda (Batavia, NY)

PAST WINNERS

2014 Taniya Mitchell52-1 1/2	2019 Cheyenne Figueroa . . .61-0 1/4
2015 Alva Hicks53-2 3/4	2020 Monique Hardy66-11 1/4
2016 Jillian Shippee55-11 1/4	2022 Katherine Powers48-1 1/4
2017 Brittany Curtin49-6 1/2	2023 Jillian Leahy51-6 1/4
2018 Gianna Rao59-9	

B High School Boys' Weight Throw

HS National & Armory Record 93-3 1/4 — Conor McCullough,
Chaminade, CA (2009)
Meet Record 83-3 1/4 — Adam Kelly, Barrington, RI (2015)

ENTRIES

- Adam Beaudry (Woonsocket, RI)
- Zack DelSasso (Coventry, RI)
- Tyler Durang (Lincoln, RI)
- Matt Giuliano (Warwick, RI)
- Derrick Goll (Warwick, RI)
- Aidan Ifkovits (New Paltz, NY)
- Eric Mulqueen (Iona Prep, NY)
- Peter Northrup (Penfield, NY)
- Owen Spira (West Greenwich, RI)
- Shamrock Thoun (Woonsocket, RI)
- Daniel Ye (Horace Greeley, NY)

PAST WINNERS

2014 James Leddy67-1 1/2	2019 Kyle Moison71-0 3/4
2015 Adam Kelly83-3 1/4	2020 Kyle Moison74-0 1/2
2016 Bobby Colantonio73-10 1/2	2022 Tarik Robinson O'Hagan .82-3
2017 Tom Reiser70-7 1/4	2023 Christian Toro74-2 1/2
2018 Joseph Benedetto69-8 3/4	

C Women's Weight Throw

World & American Record 85-4 1/2 — DeAnna Price, Nike (2023)
Armory & Meet Record 79-8 1/4 — Gwen Berry, NYAC (2016)

ENTRIES

- Alexandra Caraher (Manhattan College)
- Alina Duran (Garden State TC)
- Mary Gill (Manhattan College)
- Stephanie Green (U. of Albany)
- Margaret Hayden (Garden State TC)
- Samiyah Little (East Stroudsburg U.)

- Elizabeth Makar (East Stroudsburg U.)
- Lailah Malone (Columbia U.)
- Kyria Moore (Adelphi U.)
- Kiana Nosile (U. of Albany)
- Naiylah Shepherd (Manhattan College)
- Kristin Stickdorn (Manhattan College)

PAST WINNERS

1995 Sonja Fitts61-11 1/4	2011 Amber Campbell79-1
1996 Liz Legault55-9	2012 Amber Campbell78-4 1/4
1997 Molly Duggan58-8	2013 Jeneva McCall76-10 1/2
1998 Dawn Ellerbe71-5 1/2	2014 Gwen Berry78-3/10
1999 Dawn Ellerbe75-3 3/4	2015 Jeneva McCall76-11 1/4
2000 Dawn Ellerbe75-10	2016 Gwen Berry79-8 1/4
2001 Dawn Ellerbe72-5	2017 Jeneva McCall76-7
2002 Anna Norgren-Mahon . .77-3 3/4	2018 Jeneva McCall79-2 3/4
2003 Anna Norgren-Mahon . .74-9 3/4	2019 Jeneva Stevens74-6 1/4
2007 Krystal Yush71-0 1/2	2020 Jeneva Stevens69-1 1/2
2008 Bethany Hart63-8 1/4	2022 Erica Belvit65-0 1/2
2009 Amber Campbell76-6 1/2	2023 Ludith Campos66-9 1/4
2010 Amber Campbell79-4 3/4	

D Men's Weight Throw

World & American Record 84-10 1/4 — Lance Deal, NYAC (1995)
Meet Record 81-5 1/4 — Lance Deal, NYAC (1993)
Armory Record 79-3 1/4 — Jake Freeman, NYAC (2011)

ENTRIES

- Robert Decker (Manhattan College)
- Marcus Disbrow (Garden State TC)
- Evangelos Fradelakis (Brookline, MA)
- Parker Kim (Columbia U.)
- Alex Kristeller (Manhattan College)
- Liam Lovering (Lehigh U.)
- Brian Luciano (Binghamton U.)
- Achilles Mouzakis (Lehigh U.)
- Obiora Okeke (Columbia U.)
- Chinedu Onye (Johnston, RI)
- Jaston Ormsby (Binghamton U.)
- Tyler Williams



Rudy Winkler has won the Men's Weight Throw at three consecutive Millrose Games.

Photo: John Nepelitan



Photo: John Nepolitan

PAST WINNERS

1958	Lt. Al Hall	.63-6 3/4	1997	Sean McGehearty	.70-5
1959	Stuart Thomson	.62-9 3/4	1998	Lance Deal	.77-0 1/2
1960	Stuart Thomson	.62-8	1999	Lance Deal	.77-6
1961	Bob Backus	.64-0	2000	Lance Deal	.77-7 1/2
1966	Bob Mead	.57-0	2001	Kevin Mannon	.70-6 1/4
1967	Edwin Doernberger	.60-10	2002	Kevin Mannon	.76-0 3/4
1968	Bob Mead	.58-11 3/4	2003	Mike Mai	.70-5
1969	Augie Zilincar	.62-4 1/2	2005	Jake Freeman	.73-11 3/4
1970	George Lyons	.55-7 1/2	2007	Jake Freeman	.71-1 1/4
1972	Frank Bredice	.65-1 1/2	2008	Paul Peulich	.60-2
1973	Frank Bredice	.65-9 1/2	2009	Jake Freeman	.78-0
1974	Ted Bregar	.62-11	2010	Jake Freeman	.77-4
1975	Al Paliwoda	.62-5 1/2	2011	Jake Freeman	.79-3 1/4
1976	Boris Djerassi	.66-1 1/2	2012	Paul Wagner	.67-7 1/2
1977	Emmitt Berry	.65-9	2013	Jake Freeman	.76-11 1/4
1978	Emmitt Berry	.66-6	2014	Jake Freeman	.72-10
1980	Ed Kania	.70-7 3/4	2015	Jake Freeman	.68-1 1/2
1989	Lance Deal	.73-6 1/4	2016	Kibwe Johnson	.70-9
1990	Jud Logan	.68-10 3/4	2017	Timothy Wilson	.64-10 1/2
1991	Lou Chisari	.69-0 3/4	2018	Conor McCullough	.75-8 1/4
1992	Lou Chisari	.71-6 3/4	2019	Conor McCullough	.76-3
1993	Lance Deal	.81-5 1/4	2020	Rudy Winkler	.69-9
1994	Lance Deal	.77-0 1/4	2022	Rudy Winkler	.79-0 1/2
1995	Lance Deal	.80-8 1/4	2023	Rudy Winkler	.78-10 1/2
1996	Lance Deal	.79-6 3/4			

E Flying Circus High School Boys' Pole Vault

HS National Record	19-3 1/2 — Mondo Duplantis, Lafayette, LA (2018)
Armory HS Record	19-1 — Mondo Duplantis, Lafayette, LA (2017)
Meet Record	18-10 1/4 — Mondo Duplantis, Lafayette, LA (2017)

ENTRIES

- Tom Acosta (Northport, NY)
- Bryce Barkdull (Andover, KS)
- Luke Beattie (Warwick, NY)
- Zackary Davidson (Roslyn, NY)
- Neil Howard (Taconic Hills, NY)
- Owen Keating (Pompton Lakes, NJ)

- Julian Lynch (Fordham Prep, NY)
- Ben Mandler (Montvale, NJ)
- Luther Mogelvang (Naples, FL)
- Khaliq Muhammad (San Diego, CA)
- Jacob Park (Half Hollow Hills West, NY)
- Logan Schupner (Minisink Valley, NY)

PAST WINNERS

2015	Deakin Volz	.17-11 3/4	2019	Haze Farmer	.17-2 3/4
2016	Gregory Potter	.14-10	2020	Spencer Evans	.17-0 3/4
2017	Mondo Duplantis	.18-10 1/4	2022	Colton Rhodes	.16-2 3/4
2018	Payton Morris	.16-0 3/4	2023	Maddox Hamm	.17-0 3/4

1 UCS Women's Club Distance Medley Relay

World & American Record	10:40.31 — US National Team (2017)
Armory Record	10:48.77 — Univ. Of Oregon (2017)
Meet Record	11:14.16 — NJ/NY Track Club (2013)

ENTRIES

- Brooklyn TC 'A'
- Brooklyn TC 'B'
- CPTC - Tracksmith
- Dashing Whippets 'A'
- Dashing Whippets 'B'
- Garden State TC 'A'
- Garden State TC 'B'
- Liberty TC

PAST WINNERS

2012	New York AC	.11:21.94	2018	Shore AC	.11:37.52
2013	NJNY TC	.11:14.16	2019	Penn	.11:38.23
2014	CPTC New Balance	.11:31.00	2020	Tracksmith	.11:36.04
2015	New York AC	.11:45.15	2022	GSTC New Balance	.11:23.44
2016	Adidas Garden State	.11:37.66	2023	Garden State TC	.11:36.41
2017	Georgetown RC	.11:44.00			



Garden State TC pulled away from the field in last year's Women's Club DMR.

Photo: John Nepolitan



HIGH SCHOOL

Armory College Prep

Armory College Prep is a rigorous college success after-school program that puts students from underserved communities on track for lifelong success by helping them realize the dream of a four-year college degree.

For our seventh consecutive year, **100% of high school seniors who participated in the program were accepted into four year colleges.**

To learn more about Armory College Prep, visit armory.nyc



SPECIAL THANKS TO ALL THOSE WHO MAKE OUR PROGRAMMING POSSIBLE





Photo: John Nepollitan

The USATF Race Walk Championships are held at the Millrose Games each year.

2 UCS Men's Club Distance Medley Relay

World, American & Armory Record 9:19.93 — US National Team (2015)
Meet Record 9:42.79 — NJ/NYTC (2013)

ENTRIES

- Brooklyn TC
- Dashing Whippets 'A'
- Dashing Whippets 'B'
- Garden State TC
- Lone Wolf TC
- Pacers/GRC New Balance
- Shore AC

PAST WINNERS

2012	New Balance Silicon Valley	9:55.64	2018	Pacers/GRC NB	10:02.95
2013	NJNY TC	9:42.79	2019	GSTC New Balance	9:58.52
2014	NJNY TC	9:52.58	2020	GSTC New Balance	9:48.58
2016	Adidas Garden State	9:49.30	2022	Empire Elite TC	9:55.74
2017	Adidas Garden State	9:56.03	2022	Garden State TC	9:57.58

3 William J. Pollinger USATF Men's 1 Mile Race Walk

World, American, and Meet Record 5:33.53 — Tim Lewis (1988)
Armory Record 5:34.45 — Andreass Gustafsson, Sweden (2014)

ENTRIES

- Dmitry Babenko
- Cole Bennett (*U. of the Cumberland*s)
- Jason Cherng (*UMass Lowell*)
- Nick Christie (*New York AC*)
- Jordan Crawford (*Raleigh Walkers*)
- Colin Graham (*Dumont HS*)
- Anthony Joseph Gruttadauro (*Shore AC*)
- Carson Johnson (*U. of the Cumberland*s)
- Richard Luettchau (*Shore AC*)
- Clayton Stoil

PAST WINNERS

[a] two miles; [b] three miles; [c] 3k; [d] 5k, otherwise 1 mile

1911	Edward Renz	7:41	1987	Tim Lewis	5:41.12
1912	Benni Mann	7:15 1/2	1988	Tim Lewis	5:33.53
1913	Sam Schwartz	7:04.35	1989	Tim Lewis	5:56.17
1914	F.R. Plant	a 14:56 1/2	1990	Tim Lewis	5:50.53
1915	Edward Renz	6:45.2	1991	Doug Fournier	5:51.87
1916	Edward Renz	a 14:17 3/4	1992	Tim Lewis	5:51.67
1917	Richard F. Remer	a 14:07 3/4	1993	Allen James	5:50.44
1919	W.J. Polker	7:02.2	1994	Allen James	5:48.42
1920	Joe Pearman	7:06	1995	Allen James	5:52.75
1921	Richard F. Remer	7:05 1/2	1996	Allen James	5:50.46
1922	William J. Rokler	6:53 3/5	1997	Allen James	5:55.21
1923	Willie Plant	6:32.6	1998	Curt Clausen	5:54.90
1924	Willie Plant	a 14:15.6	1999	Allen James	5:59.94
1925	Willie Plant	d 22:06.6	2000	Allen James	6:15.43
1926	Harry Hinkel	b 21:49.2	2001	Curt Clausen	5:53.05
1927	William Carlson	6:34 2/5	2002	Tim Seaman	5:46.75
1928	Harry Hinkel	c 12:59.0	2003	Zachary Pollinger	6:41.19
1929	Harry Hinkel	6:38.6	2004	John Nunn	6:03.37
1930	M. Fleisher	7:09	2005	Tim Seaman	6:00.76
1931	Anthony Podbielski	7:09.6	2006	Tim Seaman	5:47.59
1932	Mike Pecora	7:10.8	2007	Tim Seaman	5:51.18
1933	Fred Sharaga (1500m)	6:47	2008	Ricardo Vergara	6:29.92
1934	Arthur Rosenstein	7:09.6	2009	Tim Seaman	6:02.58
1935	Arthur Rosenstein	6:30.6	2010	Tim Seaman	5:42.43
1936	Henry Lieman	6:23.7	2011	Trevor Barron	6:06.25
1937	Hank Cieman	6:23.7	2012	Michael Mannozi	6:18.40
1938	Sidney Abramovitz	7:50	2013	Jonathan Hallman	6:07.62
1939	Al Cicerone	7:48.4	2014	Andreas Gustafsson	5:34.45
1978	Todd Scully	6:34.3	2015	Jonathan Hallman	5:53.38
1979	Todd Scully	5:55.8	2016	Jonathan Hallman	6:13.66
1980	Todd Scully	6:09.6	2017	Jonathan Hallman	6:04.29
1981	Evan Fox	6:13.5	2018	Nick Christie	6:00.37
1982	Jim Heiring	5:59.74	2019	Nick Christie	5:55.58
1983	Ray Sharp	5:46.21	2020	Nick Christie	6:02.81
1984	Ray Sharp	5:52.59	2022	Nick Christie	c 11:43.46
1985	Tom Edwards	c 11:47.75	2023	Sam Allen	6:13.58
1986	Jim Heiring	5:41.26			

4 Masters Men's 60+ & Women's 40+/50+ 4x400m

Men's 60+ Records

World Record 4:03.24 — US National Team (2008)
American, Club & Meet Record 3:59.09 — Houston Elite (2013)

MEN'S 70+ ENTRIES

- Houston Elite
- Shore AC

MEN'S 60+ ENTRIES


- CPTC – Tracksmith
- Elitefeats AC
- Greater Philadelphia TC
- Mass Velocity TC
- Shore AC

MEN'S 60+ PAST WINNERS

2002	A. U. R. A.	4:42.18	2014	Shore AC	4:13.04
2003	Bohemia TC 'A'	4:42.38	2015	Syracuse Chargers TC	4:27.67
2006	Atoms TC	4:38.59	2016	Syracuse Chargers TC	4:18.70
2007	Athena TC	4:27.28	2017	Genesee Valley Harriers	4:10.76
2008	Athena TC	4:36.27	2018	Shore AC	4:33.11
2009	Athena TC	4:23.73	2019	Mass Velocity TC	4:24.40
2010	Athena TC	4:20.03	2020	Greater Philadelphia TC	4:28.32
2011	Millrose AA	4:28.04	2022	Greater Philadelphia TC	4:35.63
2012	Mass Velocity	4:15.87	2023	Shore AC	4:24.00
2013	Houston Elite	3:59.09			



We proudly support
The Armory Foundation and
congratulate its students
on their accomplishments.



2024 Recipients of THE ARMORY PRESIDENTS AWARD



Lord Sebastian Coe
President of
World Athletics



Cheryl Toussaint
Director of the
Colgate Women's Games

Congratulations to
LORD SEBASTIAN COE and
CHERYL TOUSSAINT



Photo: John Nepollitan

Manhattan's Central Park TC will be aiming for its fourth consecutive Masters 4x400m championship.

Women's 50+ Records
World, American & Meet Record 4:26.18 — Athena TC (2014)

WOMEN'S 50+ ENTRIES

- Elitefeats AC
- Garden State TC

WOMEN'S 50+ PAST WINNERS

2017 Northport RC 4:47.29	2020 Elitefeats AC 4:50.82
2018 Northport RC 5:01.84	2022 CPTC Tracksmith 5:50.53
2019 Mass Velocity TC 5:01.24	2023 Elitefeats AC 5:12.53

Women's 40+ Records
World & American Record 4:09.13 — Athena TC (2010)
Meet Record 4:07.63 — Southwest Sprinters TC (2019)

WOMEN'S 40+ ENTRIES

- Bella N Motion
- CPTC - Tracksmith
- Garden State TC
- Greater Philadelphia TC

WOMEN'S 40+ PAST WINNERS

2013 Athena TC 4:09.58	2018 Bella N Motion 4:40.88
2014 Athena TC 4:26.18	2019 Southwest Sprinters TC 4:07.63
2015 Mass Velocity TC 4:31.29	2020 CPTC New Balance 4:20.67
2016 Southwest Sprinters TC 4:18.86	2022 CPTC Tracksmith 4:46.55
2017 Southwest Sprinters TC 4:22.91	2023 CPTC Tracksmith 4:21.97

5 Masters Men's 50+ & 40+ 4x400m

Men's 50+ Records
World, American & Meet Record 3:37.21 — Southwest Sprinters TC (2020)

MEN'S 50+ ENTRIES

- CPTC - Tracksmith
- Elitefeats AC
- Garden State TC
- Greater Philadelphia TC
- Shore AC
- TNT International RC

MEN'S 50+ PAST WINNERS

2012 Mass Velocity 3:56.33	2018 Greater Philadelphia 3:51.21
2013 Gr. Philadelphia 3:52.30	2019 Southwest Sprinters TC 3:39.40
2014 Gr. Philadelphia 3:50.15	2020 Southwest Sprinters TC 3:37.21
2015 Southwest Sprinters 3:43.52	2022 Greater Philadelphia TC 3:55.12
2016 Southwest Sprinters 3:39.88	2022 Greater Philadelphia TC 3:53.54
2017 Greater Philadelphia 3:55.17	

Men's 40+ Records
World & American Record 3:25.04 — Southwest Sprinters (2010)
Meet Record 3:28.75 — Southwest Track Club (2012)

MEN'S 40+ ENTRIES

- CPTC - Tracksmith
- Garmin Runners
- Mass Velocity TC
- Shadow Project TC
- Shore AC

MEN'S 40+ PAST WINNERS

1980 NY Masters 3:37.6y	2002 Sprint Force Am. 3:34.94
1981 NY Pioneer Club 3:36.1	2003 Sprint Force Am. 3:36.83
1982 NY Pioneer Club 3:37.66y	2006 Synergy TC 3:40.68
1983 NY Pioneer Club 3:39.50y	2007 Nike Central Park 3:35.86
1984 Potomac Valley 3:41.27y	2008 Southwest Sprinters 3:37.22
1985 NY Pioneer Club 3:37.66	2009 Southwest Sprinters 3:35.84
1986 NY Pioneer Club 3:26.63y	2010 Greater Philadelphia 3:44.79
1987 NY Pioneer Club 3:39.27y	2011 Southwest Sprinters 3:37.58
1988 NY Pioneer Club 3:40.86y	2012 Southwest TC 3:28.75
1992 NY Pioneer Club 3:42.6	2013 Southwest TC 3:31.51
1993 D.C. Masters 3:37.39	2014 Southwest Sprinters TC 3:34.66
1994 D.C. Masters 3:37.18	2015 Southwest Sprinters TC 3:30.81
1995 D.C. Masters 3:37.52	2016 Southwest Sprinters TC 3:29.26
1996 Central Park TC 3:40.61	2017 Southwest Sprinters TC 3:33.24
1997 Team United 3:39.85	2018 Mass Velocity TC 3:53.09
1998 Central Park TC 3:38.13	2019 Southwest Sprinters TC 3:34.86
1999 A.U.R.A. 3:44.34	2020 Greater Philadelphia TC 3:46.09
2000 Sprint Force Am. 3:38.72	2022 Greater Philadelphia TC 3:47.85
2001 A.U.R.A. 3:41.05	2023 Mass Velocity TC 3:47.89

6 High School Girls' Long Island 4x400m

HS National Record 3:37.63 — Montverde Academy, FL (2024)
Armory Record 3:38.91 — Long Beach Poly, CA (2004)
Meet Record 3:52.54 — Uniondale (2014)
Long Island Record 3:47.49 — Garden City (2012)

ENTRIES

- Babylon Blue Point
- East Islip
- Elmont
- North Babylon
- Sachem East
- Uniondale

PAST WINNERS

2005 Hempstead 4:05.54	2015 Uniondale 3:56.12
2006 Uniondale 4:00.93	2016 Uniondale 3:58.17
2010 Brentwood 4:02.52	2017 West Babylon 3:56.41
2011 Garden City 4:03.36	2018 Ward Melville 3:57.84
2012 Massapequa 3:57.17	2019 Uniondale 3:57.90
2013 Uniondale 3:56.04	2020 Freeport 3:56.64
2014 Uniondale 3:52.54	2023 Elmont 4:01.91

7 Flying Circus High School Girls' Pole Vault

HS National Record 15-1 ½ — Amanda Moll, Olympia, WA (2023)
 Armory & Meet Record 14-7 ¼ — Hana Moll, Olympia, WA (2022)

ENTRIES

- Ava Allen (Middletown, MD)
- Lily Beattie (Warwick Valley, NY)
- Ella Galloway (Pine Bush, NY)
- Sophia Hill (Radnor, PA)
- Amelia McBain (Saratoga Springs, NY)
- Jathiyah Muhammad (San Jose, CA)
- Veronica Vacca (Flourtown, PA)
- Rachel Venter (Warwick Valley, NY)

PAST WINNERS

2019	Victoria Atkinson	12-5 ½	2022	Hana Moll	14-7 ¼
2020	Leah Pasqualetti	13-7 ½	2023	Veronica Vacca	13-5 ¼

8 High School Boys' Long Island 4x400m

HS National Record 3:12.53 — Bullis, Potomac, MD (2019)
 Armory Record 3:13.06 — New Bern, NC (2009)
 Meet & Long Island Record 3:17.36 — Huntington (2016)

ENTRIES

- East Islip
- Elmont
- Freeport
- Half Hollow Hills West
- Hempstead
- Longwood

PAST WINNERS

2005	Uniondale	3:35.46	2015	Huntington	3:20.63
2006	Hempstead	3:34.34	2016	Huntington	3:17.36
2010	Half Hollow Hills West	3:31.61	2017	Elmont	3:19.99
2011	Half Hollow Hills West	3:30.30	2018	Uniondale	3:23.63
2012	Uniondale	3:22.22	2019	Huntington	3:20.65
2013	Elmont Memorial	3:18.34	2020	Huntington	3:19.80
2014	Central Islip	3:24.85	2023	Huntington	3:25.70

9 William J. Pollinger USATF Women's 1 Mile Race Walk

World Record 6:16.72 — Sada Eidikite, Lithuania (1990)
 American Record 6:18.03 — Debbi Lawrence, Parkside AC (1992)
 Armory & Meet Record 6:17.29 — Rachel Seaman, NYAC/Canada (2014)

ENTRIES

- Angelina Colon (Greater Philadelphia TC)
- Alexa Governor (U. of the Cumberland)
- Megan Hoffman (Marist)
- Katie Miale (New England Walkers)
- Madison Morgan (Epsicopal HS)
- Mia Priore (Marist)
- Kyra Pellegrino (Marist)
- Ruby Ray (Walk USA)
- Michelle Rohl (Greater Philadelphia TC)
- Marissa Sciotto (Marist)



Photo: John Nepollitan

Veronica Vacca soared to victory in the Girls' Pole Vault last year.

PAST WINNERS (3000m in 2022)

2007	Loretta Schuellein	6:52.12	2015	Maria Michta-Coffey	6:34.47
2008	Teresa Vaill	7:01.17	2016	Maria Michta-Coffey	6:30.16
2009	Rachel Lavalee	6:47.45	2017	Maria Michta-Coffey	6:31.85
2010	Rachel Seaman	6:49.20	2018	Maria Michta-Coffey	6:35.77
2011	Rachel Seaman	6:41.32	2019	Taylor Ewert	6:28.21
2012	Lauren Forgues	6:48.62	2020	Taylor Ewert	6:34.53
2013	Maria Michta	6:40.06	2022	Maria Michta-Coffey	13:24.73
2014	Rachel Seaman	6:17.29	2023	Maria Michta-Coffey	6:53.83

10 Women's 4x200m

World Record 1:32.41 — Russia (2005)
 American Record 1:32.67 — USA (2018)
 Meet Record 1:36.30 — Garden State TC (2023)
 Armory Record 1:32.67 — USA (2018)

ENTRIES

- Elitefeats AC
- Garden State TC 'A'
- Garden State TC 'B'
- Golden Eagle Elite
- Harlem Children's Zone

PAST WINNERS

2012	CPTC New Balance	1:41.14	2018	Garden State TC	1:39.13
2013	Albany	1:39.05	2019	St. John's	1:38.30
2014	Monroe	1:40.81	2020	GSTC New Balance	1:37.86
2015	St. John's	1:39.58	2022	GSTC New Balance	1:38.23
2016	Monroe	1:38.18	2023	Garden State TC	1:36.30
2017	Adidas Garden State	1:37.88			



From one Historic Institution to Another

The New York Athletic Club extends its best wishes to the celebrated Millrose Games. Wishing you a meet filled with thrilling competitions and memorable records.



"Great things are expected of you when you wear the winged foot."

- Al Oerter, four-time Olympic champion, NYAC member.

www.nyac.org

Congratulations to the **Armory** Foundation and its thousands of young athletes.

Michael P. Frankfurt and

Frankfurt Kurnit Klein + Selz PC

28 Liberty Street
New York, NY
(212) 980 0120

2029 Century Park East
Los Angeles, CA
(310) 579 9600

www.fkks.com



Lord Sebastian Coe and Cheryl Toussaint to Receive Armory Presidents Award

Rita Finkel and Jonathan Schindel, Co-Presidents of The Armory Foundation, are pleased to announce that Lord Sebastian Coe and Cheryl Toussaint will be this year's recipients of The Armory Presidents Award. This honor recognizes those who have made extraordinary contributions to the sport of track and field as a whole.

The Armory Foundation recognizes Lord Coe's record-setting athletics career, as well as his remarkable contributions to the sport as an ambassador and a leader in his current role as the President of World Athletics, the sport's international governing body.

"The finesse and determination that Lord Coe displayed in his astonishing thirteen year running career have proved to be invaluable attributes in his equally remarkable success in leading Athletics, the sport of track & field, into its new age," remarked Jonathan Schindel, "and we could not be more pleased to welcome him today."

Simply put, Coe is one of the greatest middle distance runners of all time. He won four Olympic medals, including back-to-back gold medals in the 1500 meters

at the 1980 and 1984 Games. He set twelve world records over the course of his career, including three in a span of just 41 days in 1979. Coe's best 800 meter time of 1:41.73 stood as the world record until 1997, and he remains the third-fastest performer ever. Coe's rivalries with fellow Brits Steve Cram and Steve Ovett set the standard for many of the most iconic races of the 1980s.

Following his retirement, Coe first pursued a career in politics, getting elected as a Member of Parliament in 1992. However, he would go on to find his true calling in athletics administration, becoming an ambassador for London's successful bid to host the 2012 Olympics. He was then appointed as the Vice President of the IAAF in 2007, before being reappointed in 2011.

In 2015, Coe was elected President of IAAF, and most recently he was reelected for a third term this past August. He oversaw the rebranding of the organization to World Athletics in 2019, while also tackling the issue of corruption in the sport and creating the Athletics Integrity Unit to combat doping. Coe has stepped up efforts to increase gender parity, and foster connections between

World Athletics and trail and mountain running. During his term, the Millrose Games and the Wanamaker Mile were awarded the prestigious Heritage Award by World Athletics and the Millrose Games was added as a Gold level meet on the annual World Indoor Tour.

The Armory Foundation is proud to recognize Cheryl Toussaint as an athlete, businesswoman, meet director, and fierce advocate for young girls and women across the nation.

“Cheryl’s career on, and off, the track has been an inspiration for tens of thousands of girls and countless others,” remarked Rita Finkel. “Her journey from Bedford-Stuyvesant to Olympic and Millrose successes to her immeasurable impact helping girls and young women makes us so pleased to present her with The Armory’s Presidents Award.”

Born and raised in Brooklyn, Toussaint was one of America’s top middle distance runners in the 1970s. She set the indoor world record in the 600 yard run in 1970, the same year that she graduated from high school. Earning an academic scholarship to New York University, which did not have a women’s track team, Toussaint trained with legendary coach Fred Thompson and his

Atoms Track Club. Toussaint won an Olympic silver medal in 1972 as part of the 4x400 meter relay. She was a five-time AAU national champion, as well as a four-time Millrose Games champion. In 1987, Toussaint founded Tousse Running Apparel, a supplier of custom uniforms for track and field teams.

In 2015, Toussaint became Meet Director of the Colgate Women’s Games, which was founded by Fred Thompson in 1974. The Colgate Games is the nation’s largest track and field series for women. Girls and women from across the country compete free of charge and win scholarships thanks to support from long-time sponsor Colgate-Palmolive. Under her leadership, new generations of women and girls have found self-confidence and their love for the sport right here at The Armory. Her tenure as Meet Director followed 46 years of previous involvement with the event, both as an athlete and then as a coordinator. Toussaint also serves on the Millrose Games Committee.

The ceremony to honor both Lord Sebastian Coe and Cheryl Toussaint will be held at the Millrose Games on Sunday, February 11th.

The Armory Foundation, home to the Nike Track & Field Center, can accommodate parties and meetings of all types and sizes.



With 60,000 sq.ft. of spacious room, let RCano Events plan your private event, be it a Bar Mitzvah, cocktail party, conference, fundraiser, or corporate sponsored event.

RCano Events will work with you to produce the perfect event. Their experience in the food and production industry spans across two decades affording them the unparalleled knowledge of producing the ultimate party.

RCANOevents

718.937.6622 • 718.937.6332 fax • www.rcanoevents.com



CONGRATS CHERYL!

2024 ARMORY PRESIDENTS AWARD RECIPIENT

Thank you for your tireless dedication to **Colgate Women’s Games** and the entire track and field community. You are an inspiration to us all!

Cheryl Toussaint
Colgate Women’s Games
Meet Director

Colgate Women’s Games is the longest-running amateur track & field series in the United States open to all young women from elementary school through college and beyond. Learn more at www.colgatewomensgames.com.





Sean Dixon-Bodie set the meet record in the triple jump when it was last contested in 2020.

11 High School Boys' Triple Jump

HS National Record 52-7 1/2 — Keith Holley, Virginia Beach, VA (1988)
 Armory & Meet Record 52-1 3/4 — Sean Dixon-Bodie, Bloomfield, CT (2020)

- ENTRIES**
- Ty'Heak Buie (Dumfries, VA)
 - Rocco Carpinello (West Islip, NY)
 - Drew Dillard (Archbishop Carroll, DC)
 - Xavier Drumgoole (Round Rock, TX)
 - Joachim Johnson (Newtown Square, PA)
 - Jaden Lippett (Winter Haven, FL)
 - Ty Mathes (Bradenton, FL)
 - Liam Paneque (Demarest, NJ)
 - CJ Simbiri (Newtown Square, PA)
 - Jordan Sowell (Cheltenham, PA)

PAST WINNERS

2022 Mason Henry49-8 1/2
 2020 Sean Dixon-Bodie52-1 3/4

12 Men's 4x200m

World Record 1:22.11 — Great Britain (1991)
 American Record 1:22.71 — US National Team (1991)
 Armory Record 1:25.20 — Mississippi State Univ. (2016)
 Meet Record 1:26.72 — Elitefeats AC (2020)

- HEAT 1 ENTRIES**
- Elitefeats AC
 - Garden State TC 'A'
 - Garden State TC 'B'
 - Garmé
 - Golden Eagle Elite
 - Moore Elite TC

PAST WINNERS

2012 Zenith Velocity1:29.73	2018 Central Park1:28.43
2013 Albany1:27.70	2019 GSTC New Balance . . .1:28.62
2014 Shore AC1:27.01	2020 Elitefeats AC1:26.72
2015 D.C. Capitol1:28.82	2022 GSTC New Balance . . .1:28.52
2016 Zenith Velocity1:27.18	2023 Garden State TC1:27.12
2017 Moore Elite TC1:29.36	

13 High School Girls' CHSAA 4x400m

HS National & Armory Record 3:37.63 — Montverde Academy, FL (2024)
 Meet Record 3:58.89 — Nazareth (1997)
 CHSAA Record 3:53.71 — Bishop Loughlin (2007)

- ENTRIES**
- Bishop Loughlin
 - Cardinal Spellman
 - Monsignor Scanlan
 - St. Joseph by-the-Sea

PAST WINNERS

1993 Nazareth4:05.35	2003 Cardinal Spellman . . .3:58.92
1994 St.John's Prep4:01.56	2004 Bishop Loughlin4:09.14
1995 St.John's Prep4:00.72	2005 Bishop Loughlin4:06.34
1996 Nazareth4:03.63	2006 St.Anthony's4:07.35
1997 Nazareth3:58.89	2007 Bishop Loughlin4:03.45
1998 Nazareth4:04.86	2008 Bishop Ford4:03.34
1999 Bishop Ford4:09.80	2009 St.John Villa4:04.31
2000 Cardinal Spellman . . .4:07.88	2010 St.Anthony's4:01.07
2001 Sacred Heart4:02.57	2011 St.Anthony's4:01.95
2002 Cardinal Spellman . . .4:04.09	2023 St.Anthony's4:01.79

14 Youth Boys' U-12 400m

Meet Record 55.54 — Karon Ali, Unattached (2020)

- ENTRIES**
- Liam Brown
 - Mason Chadwick (Speed sKills TC)
 - Elijah Jones (Speed sKills TC)
 - Keannu Lawson (Ruff Kutz)
 - Alexander Riley (VO2 Max TC)

PAST WINNERS

2017 Wesley Noble57.30	2020 Karon Ali55.54
2018 Jelani Johnson59.02	2022 Michael Wooten1:03.40
2019 Malachi James56.23	2023 Caiden Romeo59.63




GREAT MINDS AT THE ARMORY

At The Armory, learning is fun!

Our Great Minds programming is centered around teaching children to develop a love of learning at an early age. We focus on fostering collaboration through technology projects in a beautiful space, designed especially for them.

Our curriculum for grades 4-8 is designed to instill a lifelong love of learning, as we set up students for success with instruction in STEAM: Science, Technology, Engineering, Arts, and Math. We also provide high school application guidance all while being sure the students are having fun!

To learn more about the Great Minds programs for grades 4-8, visit armory.nyc



SPECIAL THANKS TO ALL THOSE WHO MAKE OUR PROGRAMMING POSSIBLE





Timber Creek was the winner in last year's Suburban 4x400m.

15 High School Girls' Suburban 4x400m

HS National & Armory Record 3:37.63 — Montverde Academy, FL (2024)
Meet Record 3:46.42 — Columbia, Maplewood, NJ (2014)

ENTRIES

- Nyack, NY
- Scarsdale, NY
- Timber Creek, NJ
- Union Catholic, NJ
- Washington Township, NJ
- Winslow Township, NJ

PAST WINNERS

1986	Trenton Central (NJ)	3:59.77	2006	East Orange (NJ)	3:57.46
1987	Vailsburg (NJ)	4:03.7	2007	Uniondale (L.I.)	3:56.14
1988	C. Scott (NJ)	4:06.07	2008	Camden (NJ)	3:59.49
1989	C. Scott (NJ)	4:05.02	2009	Seneca (NJ)	4:03.30
1990	C. Scott (NJ)	4:06.82	2010	Newburgh (NY)	4:02.16
1991	Franklin (NJ)	4:09.86	2011	Columbia (NJ)	4:06.47
1995	Camden (NJ)	4:01.40	2012	New Rochelle (NY)	3:56.44
1996	Columbia (NJ)	4:04.27	2013	Suffern (N.Y.)	3:50.41
1997	Columbia (NJ)	4:01.17	2014	Columbia (NJ)	3:46.42
1998	Willingboro (NJ)	3:56.66	2015	Suffern (N.Y.)	3:50.53
1999	Willingboro (NJ)	3:57.47	2016	New Rochelle (NY)	3:55.99
2000	Mount Vernon (NY)	4:02.04	2017	Winstow Township (NJ)	3:52.17
2001	Lincoln (NJ)	4:01.78	2018	Winstow Township (NJ)	3:54.99
2002	Willingboro (NJ)	4:01.11	2019	Union Catholic (NJ)	3:53.40
2003	Willingboro (NJ)	4:04.19	2020	Bronxville	3:53.27
2004	Bellport (L.I.)	4:02.97	2022	Rancocas Valley	3:58.75
2005	Franklin (NJ)	3:59.05	2023	Timber Creek	3:53.82

16 High School Boys' Suburban 4x400m

HS National Record 3:12.53 — Bullis, Potomac, MD (2019)
Armory Record 3:13.06 — New Bern, NC (2009)
Meet Record 3:17.78 — East Orange, NJ (2017)

ENTRIES


- Newburgh Free Academy, NY
- New Rochelle, NY
- Suffern, NY
- Toms River North, NJ
- West Orange, NJ
- Winslow Township, NJ

PAST WINNERS

(CITY AND SUBURBAN SCHOOLS INCLUDED PRIOR TO 1946)

1919	Baltimore Poly	3:46	1945	La Salle Military	3:40.3
1920	De La Salle	3:48	1946	Bayonne	3:34.1
1922	NYC All-Stars	3:35.6	1947	Seton Hall Prep.	3:29.6
1924	De La Salle	3:40.2	1948	Seton Hall Prep.	3:25.4
1925	Brooklyn Tech	3:34.8	1949	Seton Hall Prep.	3:30.3
1926	Seton Hall Prep.	3:35.9	1950	Mercersburg	3:31.7
1927	Poly Prep	3:35	1951	Pelham	3:37.5
1928	Newark Prep	3:32.6	1952	Kearny	3:40.7
1930	Brooklyn Prep	3:34	1953	St. Michael/Jersey City	3:33.8
1931	St. James (Loughlin)	3:34	1954	Kearny	3:32.2
1932	Kearny	3:31.6	1955	Lincoln/Jersey City	3:30.0
1933	Bishop Loughlin	3:28.6	1956	Lincoln/Jersey City	3:28.6
1934	Mercersburg	3:32.4	1957	Lincoln/Jersey City	3:32.8
1935	St. Augustine's	3:32.0	1958	Snyder/Jersey City	3:27.9
1936	Bishop Loughlin	3:36.5	1959	Snyder/Jersey City	3:30.9
1937	De La Salle	3:31.1	1960	No. Valley/NJ	3:29.9
1938	De La Salle	3:22.8	1961	St. Peter's/Jersey City	3:29.2
1939	Seton Hall Prep.	No time	1962	Snyder/Jersey City	3:27.7
1940	Seton Hall Prep	3:22.9	1963	New Rochelle	3:29.8
1941	La Salle Military	3:26.5	1964	White Plains	3:26.8
1942	Seton Hall Prep.	3:29.1	1965	White Plains	3:26.5
1943	La Salle Military	3:33.3	1966	White Plains	3:22.8
1944	La Salle Military	3:37.2	1967	Lincoln/Jersey City	3:29.4

THREE DECADES OF THE FASTEST TRACK IN THE WORLD



Photos in order from left to right, in rows going from top to bottom

ROW 1

Future superstars **Sanya Richards-Ross** and **Allyson Felix** faced off as high schoolers in 2002; Olympic silver medalist **Sandi Morris** at the Millrose Games in 2022; Team USA 4x800m relay squad of **Christhuna Williams, Raevyn Rogers, Charlene Lipsey, and Ajee' Wilson** pose after setting the world record at the Millrose Games in 2018; An Armory student from the Great Minds program hones his Robotics skills; Armory Foundation founder **Dr. Norbert W. Sander, Jr.**, Board Chair **Mike Frankfurt** and **Gary Muhrcke**, winner of the first NYC Marathon

ROW 2

Shot put world record holder **Ryan Crouser** celebrates after yet another huge toss in 2022; Armory Foundation Co-Presidents **Rita Finkel** and **Jonathan Schindel** at the 2023 inauguration of the Nike Track & Field Center, alongside Nike athletes and executives and NSAF CEO, **Josh Rowe**; Future Olympic gold medalist and pole vault world record holder **Mondo Duplantis** set the national high school record in 2017; Colgate Women's Games Meet Director and Olympic medalist **Cheryl Toussaint** smiles with two Colgate winners

ROW 3

Sydney McLaughlin-Levrone capturing a high school national title in 2017, before going on to win Olympic gold and set the world record in the 400m hurdles; Future Olympic gold medalist **Athing Mu** holds the finishing tape after winning a national high school championship in 2018; The Great Minds Program attracts young participants from Washington Heights, Inwood and Harlem; **Yared Nuguse** after winning the 2023 Wanamaker Mile with the second-fastest clocking in indoor history, setting the American record as well; **Noah Lyles** winning a national high school record in 2016 before going on to win three world championships and setting the 200m American record

ROW 4

The Seniors AIM High program provides spirited workouts and health advice for local residents each week; North Rockland, NY native **Katelyn Tuohy** setting the NCAA indoor mile record in 2023 on her home track at The Armory; Olympic gold medalist and former decathlon world record holder **Ashton Eaton** smiles with **David Oliver** after a 60m hurdle race at the 2015 Millrose Games

ROW 5

Yomif Kejelcha reacts after missing the existing world record by just 0.01 seconds at the 2019 Wanamaker Mile; The entrance to The

Armory illuminated at night; Olympic gold medalist **Matt Centrowitz** poses with the trophy after winning the Wanamaker Mile in 2016, flanked by NYRR CEO **Mary Wittenberg**, **Dr. Norbert W. Sander, Jr.**, and mile legends **Eamonn Coghlan** and **Ray Flynn**; Olympic bronze medalist **Nick Willis** breaking the four minute mile barrier for the 20th consecutive year at the 2022 Millrose Games; **Alicia Monson** set the American record in the 3000m at the 2023 Millrose Games

ROW 6

The Armory College Prep program has made a college education a reality for hundreds of NYC high school students from underserved communities; In 2001, **Alan Webb** became the first high school athlete to break four minutes in the mile indoors; **Mary Cain** became the youngest athlete to win the Wanamaker Mile in 2014; The annual Uptown Games for our northern Manhattan communities at Halloween time

ROW 7

8x Wanamaker Mile champion, **Bernard Lagat** at the 2014 Millrose Games; Olympic gold medalist **Natasha Hastings** on the red carpet at the 2016 USATF Hall of Fame induction gala; The Armory's CityTrack and Little Feet programs attract hundreds of children from northern Manhattan to its twice weekly track & field programs

dynamic USA
PRODUCTIONS



SUPPORTING **THE ARMORY**
ONE EVENT AT A TIME



OUR SERVICES

PRODUCTION MANAGEMENT

SOUND / STAGING / LIGHTING
RIGGING / POWER / BACKLINE

VIDEO SERVICES / LED VIDEO WALLS
CUSTOM SCENERY / LOUNGE FURNITURE
DRAPES / MARKETING SUPPORT

WWW.DYNAMICPRODUSA.COM
1-844-4-DYNAMIC / info@dp-ny.com
24 HR EMERGENCY PRODUCTION SERVICES



Photo: John Nepelitan

The CHSAA 4x800m returns to Millrose for the first time since 2014, when the race was last won by Chaminade.

17 High School Boys' CHSAA 4x800m

HS National Record 7:36.99 — Albemarle, Charlottesville, VA (2009)
Armory Record 7:39.30 — Loudon Valley, Purcellville, VA (2018)
CHSAA Record 7:40.80 — Chaminade (2014)
Meet Record 7:48.37 — Kellenberg Memorial (2013)

ENTRIES

- Chaminade
- Fordham Prep
- Iona Prep
- Monsignor Farrell
- Regis
- St. Anthony's
- St. Joseph by the Sea
- Xavier

PAST WINNERS

Two Mile Relay until 1990

1975 Bishop Loughlin 7:59.6	1995 Bishop Loughlin 8:05.55
1976 Holy Trinity 8:04.8	1996 Bishop Loughlin 8:03.67
1977 Nazareth 8:04.9	1997 Christ the King 8:09.44
1978 Mt. St. Michael's 8:06.8	1998 St. Peter's 8:11.08
1979 St. Anthony's 8:05.2	1999 Chaminade 8:08.54
1980 St. Anthony's 8:03.8	2000 Bishop Loughlin 8:09.12
1981 Bishop Loughlin 7:58.2	2001 Bishop Loughlin 8:08.69
1982 Bishop Loughlin 8:01.75	2002 Fordham Prep. 8:11.34
1983 Bishop Ford 8:05.88	2003 Fordham Prep. 8:11.06
1984 Iona Prep 8:11.94	2004 Fordham Prep. 8:10.06
1985 Msgr. Farrell 8:09.04	2005 Fordham Prep. 8:07.63
1986 Molloy 8:14.37	2006 Fordham Prep. 8:04.07
1987 Bishop Loughlin 8:07.26	2007 Kellenberg 8:09.06
1988 Chaminade 8:06.79	2008 Kellenberg 8:02.29
1989 Chaminade 8:08.48	2009 Fordham Prep. 8:05.27
1990 Chaminade 8:02.66	2010 St. Anthony's 8:13.44
1991 Bishop Ford 8:01.52	2011 St. John the Baptist 8:06.59
1992 Bishop Ford 7:53.36	2013 Kellenberg Memorial 7:48.37
1993 Chaminade 8:01.70	2014 Chaminade 7:53.03
1994 Bishop Ford 8:15.65	

18 Youth Girls' U-12 4x200m

Meet Record 1:47.32 — Delaware Elite (2019)

ENTRIES

- Jeuness TC
- MetroCobras TC
- Ocean Breeze WaveRunners
- Speed sKills TC
- Velocity TC

PAST WINNERS

Mixed boys & girls until 2005; 4x156 in 1999; 4x145 from 2001-11; 4x200m since 2011.

1999 Burning Spear 1:26.73	2012 Ruff Kutz 1:50.69
2001 There to Care 1:23.36	2013 Harlem Children's Zone. 1:48.41
2002 East Harlem Exodus House 1:32.11	2014 Metro Eagles 1:52.91
2003 Brooklyn Traffic 1:34.65	2015 Harlem Children's Zone. 1:52.52
2004 PS 180 1:33.91	2016 Metro Eagles 1:56.92
2005 NYRR Foundation 1:27.33	2017 Zodiac 1:54.03
2006 CityTrack 1:27.44	2018 Delaware Elite 1:52.44
2007 S. Jamaica PAL 1:21.36	2019 Delaware Elite 1:47.32
2008 PAL Foster-Laurie 1:24.47	2020 Jaguar TC 1:47.82
2009 PAL 32nd Precinct. 1:28.68	2022 Mo Better Jaguars. 1:51.95
2010 Metropolis 1:25.00	2023 Mo Better Jaguars. 1:49.23
2011 ENY Impalas 1:22.64	

19 Youth Boys' U-12 4x200m

Meet Record 1:44.79 — Carl Lewis Athletic Stars (2019)

ENTRIES

- Maryland Blaze TC
- Newark Striders
- NRG TC
- Prospect Club Youth RC
- V-Tesse TC

PAST WINNERS

Mixed boys & girls until 2005; 4x156 in 1999; 4x145 from 2001-11; 4x200m since 2011.

1999	Burning Spear	1:26.73	2012	Zodiacs	1:49.06
2001	There to Care	1:23.36	2013	Bronx Tigers	1:53.56
2002	East Harlem Exodus House	1:32.11	2014	Prospect Park YC	1:53.76
2003	Brooklyn Traffic	1:34.65	2015	Prospect Park YC	1:48.39
2004	PS 180	1:33.91	2016	Zodiacs Track Foundation	1:48.82
2005	NYRR Foundation	1:25.13	2017	Metro Eagles	1:45.52
2006	Bronx Flash	1:24.73	2018	Metro Eagles	1:48.46
2007	Armory PAL	1:22.99	2019	Carl Lewis Athletic Stars	1:44.79
2008	PAL 49th Precinct	1:27.15	2020	Hackensack Junior Comets	1:52.48
2009	PAL 32nd Precinct	1:22.97	2022	Metro Cobras TC	1:50.10
2010	Zodiacs TC	1:23.01	2023	Prospect Park Youth RC	1:46.86
2011	Bronx Tigers	1:23.14			

20 High School Girls' 60m

HS National & Armory Record 7.16 — Shawnti Jackson, Creedmoor, NC (2023)

Meet Record 7.24 — Micayah Holland, Montverde, FL (2023)

ENTRIES

- Kyndal Dailey (Creedmoor, NC)
- Kiera Davis (Hillcrest, NY)
- Amoi Hagans (Braselton, GA)
- Adaejah Hodge (Montverde, FL)
- Nita Koom-Dadzie (Kingwood, TX)
- Olivia Pace (Westerville, OH)
- Payton Payne (Bullis, MD)
- Lisa Raye (West Warwick, RI)
- Brianna Selby (Chesapeake, VA)
- McKenzie Travis (Fort Myers, FL)

PAST WINNERS

55m from 2012-18

2004	Jessica Clarke (Bergtraum, NY)	7.74
2005	Deidra Rogers (Medgar Evers, NY)	7.71
2006	Deidra Rogers (Medgar Evers, NY)	7.72
2012	Myasia Jacobs (Paramus Catholic, NJ)	6.91
2013	Brenessa Thompson (Medgar Evers, NY)	7.15
2014	Katelyn Jackson (Cheltenham, PA)	7.03
2015	Brenessa Thompson (Medgar Evers, NY)	6.97
2016	Daija Lampkin (Middleton, DE)	6.91
2017	Thelma Davies (Girard College, PA)	6.82
2018	Thelma Davies (Girard College, PA)	6.88
2019	Moforehan Abinusawa	7.33
2020	Shawnti Jackson (Raleigh, NC)	7.40
2022	Kaila Jackson (Detroit, MI)	7.31
2023	Micayah Holland (Montverde, FL)	7.24

21 High School Boys' Invitational 4x800m

HS National Record 7:36.99 — Albemarle, Charlottesville, VA (2009)

Armory Record 7:39.30 — Loudon Valley, Purcellville, VA (2018)

Meet Record 7:43.68 — St Benedicts Prep, NJ (2019)

ENTRIES

- Bishop McNamara, MD
- Colts Neck, NJ
- Central Bucks West, PA
- Christian Brothers Academy, NJ
- DeMatha, MD
- Episcopal Academy, PA
- Hunter College, NY
- Lexington, MA
- Ridge, NJ
- Upper Dublin, PA

PAST WINNERS

2008	Warwick Valley	8:03.13	2016	State College Area	7:51.59
2009	Albemarle (VA)	7:54.59	2017	St. Benedict's Prep	7:52.71
2010	Abington (PA)	8:01.00	2018	St. Benedict's Prep	7:52.09
2011	CBA (NJ)	8:09.67	2019	St Benedict's Prep	7:43.68
2012	Boys & Girls	7:51.83	2020	Ridge	7:50.02
2013	CBA (N.J.)	7:49.23	2022	Ridge	7:55.45
2014	Osborn Park (VA)	7:47.02	2023	Episcopal Academy	7:45.78
2015	Arlington (NY)	7:47.29			




Photo: John Nepolitan

Episcopal Academy (PA) looks to make it back-to-back 4x800m titles at Millrose.

LOOKING BACK ON THE TOP 12 MILLROSE GAMES MOMENTS AT THE ARMORY SO FAR

The 116th Millrose Games marks the 12th year that this meet will be held at The Armory since being relocated from Madison Square Garden in 2012. This move brought over a century of tradition to a new home at this state-of-the-art facility that has seen more records set than at any other track & field complex in the world. To commemorate twelve years of the Millrose Games at The Armory, we're counting down the twelve best Millrose performances to have taken place in Washington Heights so far. Here's to the next twelve years and beyond!

12




2012: Lagat Christens The Armory With 5000m American Record

By 2012, Bernard Lagat was already a Millrose legend with a record eight victories in the Wanamaker Mile. In the first Millrose Games to take place at The Armory, the 37-year-old Lagat found a new way to make history, running

13:07.15 to reclaim his indoor 5000m American record from his rival Galen Rupp. While that record has since been broken, Lagat's mark remains the facility record at The Armory.

9




2016: Centrowitz Sets Facility Record on His Way to Olympic Gold

2016 was a truly magical year for Matt Centrowitz Jr., as he became the first American to win Olympic gold in the 1500m since 1908. Like many athletes, Centrowitz found that committing to the indoor season was a recipe for more

success later on. He won the Wanamaker Mile in 3:50.63, setting the event and facility record at the time while just managing to hold off Nick Willis in a classic race between two of the most accomplished milers of their generation. In addition to his Olympic glory, Centrowitz also won gold at the World Indoor Championships the next month.

11




2019: Crouser and the Shot Put Take Center Stage

In 2019, the decision was made to relocate the shot put from the usual throwing cage at the back of the arena to the center of the infield, allowing these often overlooked athletes to get their moment in the spotlight. Along

with the attention came the star power, as Ryan Crouser and Joe Kovacs, the two best throwers in the world over the past decade, came to play. Crouser won the event with a massive toss of 73 feet, 3 1/4 inches, at the time the fourth-best mark ever indoors. Crouser has since set the world record indoors and outdoors, and won his second Olympic gold medal, along with two additional Millrose victories.

8



2018: Miller-Uibo Sprints to 300m World Record

Shaunae Miller-Uibo is one of the best long sprinters the world has ever seen, winning back-to-back Olympic gold medals in the 400m for the Bahamas. When she decided to make a rare indoor appearance at the 2018 Millrose Games,

fans knew they were in for a treat. Miller-Uibo left her 300m competition in the dust, running a stunning 35.45 to tie the world record originally set by Irina Privalova in 1993. Later that year, she would go on to sweep the Diamond League, Commonwealth Games, and the Continental Cup.

10



2022: Coleman Silences Doubters in 60m Return

Christian Coleman is the world record holder in the 60m and a world champion in the 100m, but after an 18-month absence, there were whispers that he would never regain his old form. Coleman

made his return to competition at the 2022 Millrose Games, facing off against a loaded field that included Trayvon Bromell, Noah Lyles, and Ronnie Baker. Coleman demonstrated that he was still a force to be reckoned with, running 6.49 to reclaim the throne in his signature event, and he will be looking for his third straight Millrose victory this year.

7



2014: Cain Becomes Youngest Wanamaker Mile Winner Ever

Nobody had ever seen a talent like Mary Cain before. The Bronxville, NY native absolutely shredded the high school record books, most notably reaching the 1500m final at the senior World Championships in 2013 and placing

tenth at just 17 years of age. Her unprecedented run of dominance continued the next year, as she won the Wanamaker Mile in 4:27.73, becoming the youngest athlete to accomplish that feat. While the mark was not ratified as a high school record since Cain had already turned professional despite still being a 12th grader, the record was already hers from the previous year, and only one other girl has even come within eight seconds of either mark indoors.

Photos: Lagat: Associated Press; Crouser, Coleman: Ross Dettman; Centrowitz, Miller-Uibo, Cain: John Nepolitan




We awarded the first
U.S. medical degree
And our doctors keep
leading the way




COLUMBIA UNIVERSITY
IRVING MEDICAL CENTER

6 **2013: Montaña Destroys 600m American Record**




Alysa Montaña was one of America's top middle distance runners of her era, known for her trademark flower in her hair and her tactic of hitting the front and forcing a scorching pace for everyone else to follow. While this strategy sometimes led to her getting caught at the end of an 800m, it proved to work perfectly for the 600m. Montaña blasted a 1:23.59 at Millrose in 2013, setting what was then an American record, and the time holds up as the fourth fastest indoor mark in world history. This race was also notable because it was the last time that Ajee' Wilson was beaten at The Armory, as she has since won 18 consecutive races at the facility.

3 **2023: Nuguse Shatters American Record in Stunning Wanamaker Mile**




The hype had reached record levels for Yared Nuguse going into the Wanamaker Mile following an American record in the 3000m, but nobody could've predicted just how fast he would run. Not only did Nuguse demolish Bernard Lagat's American record by over two seconds, but he took more than a second off of Yomif Kejelcha's event record as well, running 3:47.38 to close in on the world record with the second-fastest time in history. Behind Nuguse, his teammates Ollie Hoare and Mario Garcia Romo set national records for Australia and Spain as well. Nuguse would go on to add the outdoor American record in the mile to his resume, and he enters this year's race with his eyes on Kejelcha's world record of 3:47.01.

5 **2019: Kejelcha Misses World Record by 0.01 Seconds**




Ethiopia's Yomif Kejelcha had long been a special runner indoors, winning back-to-back World Indoor Championships in the 3000m. He was open about his intention to break Hicham El Guerrouj's indoor world record in the 2019 Wanamaker Mile, and the record was in sight as he pulled further and further away from the field with each lap. Kejelcha crossed the finish line and the crowd held its breath before the time popped up: 3:48.46, an agonizing 0.01 seconds off the world record. The performance still shattered the meet and facility record by over two seconds, and Kejelcha would ultimately set the record a month later, before winning his first global outdoor medal the following summer.

2 **2018: Team USA Breaks 4x800m World Record in Thrilling Fashion**



Track & field is generally seen as an individual sport, but very few things are more exciting than a relay team working together to accomplish a lofty goal. The women's 4x800m at the 2018 Millrose Games provided a prime opportunity to take a shot at the world record held by Russia, and Team USA assembled an all-star squad for the challenge. Chrishuna Williams, Raevyn Rogers, and Charlene Lipsey all ran strong legs to keep the team in contention, and fittingly it was Ajee' Wilson on the anchor to bring it home. Spurred on by a roaring Millrose crowd, Wilson ran a 1:58 split to finish in 8:05.89, breaking the old record by 0.35 seconds and creating one of the most iconic moments in Millrose and Armory history.

4 **2020: Brazier and Wilson Rewrite the 800m Record Books**



The 2020 Millrose Games turned into a showcase for two of America's greatest 800m runners: Donovan Brazier and Ajee' Wilson. Brazier was up first, running with the pack for three laps before decimating the field over the final 200m, running 1:44.22 to add the American indoor record to his outdoor record that he set while winning the previous year's World Championships. Wilson was up next, and the 'Queen of The Armory' lowered the record she had set the previous year, running 1:58.29 to win by over a second while keeping her remarkable indoor streak intact.

1 **2020: Purrier leads Wanamaker Mile records parade**



The 2020 Women's Wanamaker Mile truly had everything. Not only were the times unbelievably fast, but the race itself was thrilling, with four women in contention on the final lap. Germany's Konstanze Klosterhalfen was the pre-race favorite looking for her second straight victory, and she set a blistering pace that would have been enough to win in any other year. However, it was Elinor Purrier (now Purrier St. Pierre) who unleashed a furious kick in the final 100 meters to win the race in 4:16.85, setting the meet and American record, as well as the second-fastest indoor mile ever at the time. The top four finishers all set national records with Klosterhalfen in second (4:17.26), Great Britain's Gemma Reekie in third (4:17.88), and Canada's Gabriela Debues-Stafford in fourth (4:19.73).

Photos: Montano: Associated Press; Kejelcha, Brazier, 4x800: Ross Dettman; Nuguse, Purrier: John Nepolitan



EMPOWERED • UNPLUGGED • IMPACTFUL

STARS CGI is 10 years old and we are excited to celebrate this milestone accomplishment with our partner organization - The Armory Foundation. We are celebrating ten years as a true collaborative with consistent funding by the NYC Council. Immense gratitude to the NYC Council for supporting critical programming for girls and gender-expansive youth.



Adrienne Adams
Speaker,
NYC Council



Althea Stevens,
Chair, Youth
Services
NYC Council



Amanda Farias
Co-Chair of the
Women's Caucus
NYC Council



Farah Louis
Co-Chair of the
Women's Caucus
NYC Council



Tiffany Cabán
Chair, Women &
Gender Equity
NYC Council

22 High School Girls' Triple Jump

HS National & Armory Record 44-6 3/4 — Ke'Nyia Richardson
Oakland, CA (2007)
Meet Record 40-7 — Nadia Saunders, North Rockland, NY (2020)

ENTRIES

- Sydnee Burr (Cypress, TX)
- Corintia Griffith (Webster Schroeder, NY)
- Sophia Curtis (Ocean City, NJ)
- Samantha Ennin (Plano, TX)
- Caitlyn Johnson (Frisco, TX)
- Gabrielle Pierre (Sudbury, MA)
- Matilde Tejos (Bradenton, FL)
- Jordynn West (Waxahachie, TX)

PAST WINNERS

2020 Nadia Saunders 40-7

23 High School Boys' 60m

HS National Record 6.57 — Casey Combest, Owensboro, KY (1999)
HS Armory Record 6.59 — Anthony Schwartz, Plantation, FL (2018)
Meet Record 6.63 — Issam Assinga, Montverde, FL (2023)

ENTRIES

- Ajani Dwyer (Washington Township, NJ)
- Antwan Hughes Jr. (Winston-Salem, NC)
- Malachi James (Burlington City, NJ)
- Terrance Mahomes (Atlanta, GA)
- Jake Odey-Jordan (Archbishop Carroll, DC)
- Jayden Perkins (Forestville, MD)
- Jelani Watkins (Houston, TX)
- Jaden Wiley (Braselton, GA)
- Tristan Wright (Rocky Mount, VA)

PAST WINNERS

55m from 2012-18

2004	Jaleel Davis (Boys & Girls, NY)	7.03
2005	Gordon McKenzie (Holy Cross, NY)	6.97
2006	Mike Butler (Moore Catholic, NY)	7.11
2012	Wayne Gordon (Sweet Home, Buffalo, NY)	6.46
2013	Christopher Belcher (Sayville, NY)	6.43



Issam Asinga was one of several Montverde Academy (FL) athletes to win a sprint event last year, setting the 60m meet record.



Dewitt Clinton won last year's PSAL 4x200m relay, this year the race reverts back to a 4x400m.

2014	Darryl Haraway (DeMatha, MD)	6.41
2015	Christian Brissett (Cheltenham, PA)	6.41
2016	Tajh Gilchrist (Bowie, MD)	6.40
2017	William Henderson (Baltimore, MD)	6.31
2018	Brendon Stewart (Hyattsville, MD)	6.34
2019	Bryan Santos (Dudley, MA)	6.79
2020	Malcolm Johnson Jr. (Alexandria, VA)	6.81
2022	Terrell Robinson (Winston-Salem, NC)	6.72
2023	Issam Asinga (Montverde, FL)	6.63

24 got milk? High School Girls' PSAL 4x400m

HS National Record 3:37.63 — Montverde Academy, FL (2024)
Armory Record 3:38.91 — Long Beach Poly, CA (2004)
PSAL Record 3:40.95 — Paul Robeson, Brooklyn (2016)
Meet Record 3:47.29 — Medgar Evers, Brooklyn (2013)

ENTRIES

- Benjamin Cardozo
- Dewitt Clinton
- Harry S. Truman
- Medgar Evers
- South Shore
- Springfield Gardens

PAST WINNERS

1992	Jamaica	4:01.64	2007	Cardozo	3:58.35
1993	Geo. Washington	4:00.99	2008	Boys & Girls	3:53.17
1994	Geo. Washington	3:55.21	2009	Cardozo	3:57.65
1995	Geo. Washington	4:00.71	2010	Cardozo	3:53.19
1996	DeWitt Clinton	3:59.94	2011	Medgar Evers	3:53.80
1997	DeWitt Clinton	4:00.29	2012	Medgar Evers	3:51.46
1998	Campus Magnet	3:59.68	2013	Medgar Evers	3:47.29
1999	Clara Barton	4:04.13	2014	Medgar Evers	3:53.98
2000	Boys & Girls	3:56.75	2015	Paul Robeson	3:47.57
2001	A.P. Randolph	3:55.44	2016	Paul Robeson	3:50.53
2002	Boys & Girls	3:54.98	2017	Paul Robeson	3:56.84
2003	Far Rockaway	3:59.31	2018	Medgar Evers	3:54.47
2004	A. Philip Randolph	3:56.17	2019	Paul Robeson	3:52.64
2005	Cardozo	3:58.57	2020	Paul Robeson	3:53.59
2006	Cardozo	4:00.83			

Debevoise & Plimpton

Debevoise is thrilled to support the awe-inspiring Armory College Prep and Armory Foundation youth programming.

New York
Washington, D.C.
San Francisco

London
Paris
Frankfurt

Luxembourg
Hong Kong
Shanghai

www.debevoise.com



Photo: John Nepelitan

Bullis (MD) will be well-represented as usual in the high school sprints, including the Girls' 300m.

25 got milk? High School Boys' PSAL 4x400m

HS National Record	3:12.53 — Bullis, Potomac, Md. (2019)
Armory Record	3:13.06 — New Bern, N.C. (2009)
PSAL Record	3:15.12 — Boys & Girls, Brooklyn (2012)
Meet Record	3:18.83 — Boys & Girls, Brooklyn (2012)

ENTRIES

- Harry S. Truman
- John F. Kennedy
- McKee/Staten Island Tech
- Medgar Evers
- Mott Haven
- Thomas Jefferson

PAST WINNERS

One mile until 1991.

1946 Boys	3:35.8	1972 Boys	3:26.6
1947 Boys	3:34.7	1973 William C. Bryant	3:31.5
1948 Boys	3:31.1	1974 DeWitt Clinton	3:28.2
1949 Boys	3:29.0	1975 Brooklyn Tech	3:29.1
1950 Boys	3:30.2	1976 Alexander Hamilton	3:29.4
1952 Boys	3:35.0	1977 Boys & Girls	3:24.9
1953 Boys	3:32.9	1978 Boys & Girls	3:27.5
1954 Boys	3:33.9	1979 Boys & Girls	3:27.6
1955 Boys	3:32.1	1980 Boys & Girls	3:21.7
1956 Boys	3:31.7	1981 John F. Kennedy	3:26.0
1957 Andrew Jackson	3:27.4	1982 Wingate	3:25.67
1958 Andrew Jackson	3:27.7	1983 Hamilton	3:27.57
1959 Benjamin Franklin	3:35.4	1984 Boys & Girls	3:29.42
1960 Andrew Jackson	3:30.5	1985 Boys & Girls	3:23.90
1961 Franklin K. Lane	3:29.4	1986 Wingate	3:29.73
1962 George Wingate	3:29.3	1987 Tilden	3:29.57
1963 Boys	3:27.2	1988 South Shore	3:24.99
1964 Geo. Washington	3:27.6	1989 South Shore	3:22.93
1965 Andrew Jackson	3:24.5	1990 DeWitt Clinton	3:26.10
1966 Andrew Jackson	3:25.0	1991 Prospect Heights	3:23.28
1967 Andrew Jackson	3:22.6	1992 Boys & Girls	3:27.97
1968 Boys	3:27.1	1993 South Shore	3:26.70
1969 Boys	3:26.0	1994 South Shore	3:23.26
1970 Boys	3:27.0	1995 Boys & Girls	3:27.79
1971 Andrew Jackson	3:26.8	1996 Boys & Girls	3:28.15

1997 DeWitt Clinton	3:31.50	2009 Springfield Gardens	3:30.13
1998 Transit	3:29.58	2010 Boys & Girls	3:32.27
1999 Campus Magnet	3:31.54	2011 Erasmus Hall	3:30.07
2000 Campus Magnet	3:30.13	2012 Boys & Girls	3:18.83
2001 South Shore	3:24.07	2013 Tilden	3:23.63
2002 Transit Tech	3:27.67	2014 Boys & Girls	3:19.66
2003 Thomas Jefferson	3:27.70	2015 Clara Barton	3:20.35
2004 DeWitt Clinton	3:27.43	2016 South Shore	3:19.64
2005 Transit Tech	3:28.79	2017 South Shore	3:26.52
2006 South Shore	3:29.32	2018 Susan Wagner	3:24.32
2007 South Shore	3:24.30	2019 Christopher Columbus	3:19.39
2008 Midwood	3:31.48	2020 Paul Robeson	3:26.26

26 Debevoise High School Girls' Invitational 300m

HS National Record	36.63 — Shawnti Jackson, Creedmoor, NC (2022)
Armory Record	36.82 — Sydney McLaughlin, Scotch Plains, NJ (2017)
Meet Record	37.12 — Madison Whyte, Heritage, VA (2023)

ENTRIES

- Kennedy Brown (Bullis, MD)
- Nevaeh Burns (Oak Park, MI)
- Elise Cooper (McDonogh, MD)
- Skyler Franklin (Montverde, FL)
- Ashley Fulton (Elmont, NY)
- Adaajah Hodge (Montverde, FL)
- Tyler Lowe (Bradenton, FL)
- Sharlyn Ramirez-Castillo (Upper Marlboro, MD)
- Jasmine Sharps (Archbishop Carroll, DC)
- Sydney Sutton (Bullis, MD)
- Rachael Uvieghara (Palm Harbor, FL)
- Sianni Wynn (Pennsauken, NJ)

PAST WINNERS

2019 Britton Wilson	37.53	2023 Madison Whyte	37.12
2022 Kaniya Johnson	37.75		

27 Dr. Landry High School Boys' Invitational 300m

HS National Record	32.64 — Brian Herron, Atlanta, GA (2018)
Armory Record	32.87 — Tyrese Cooper, Justin, FL (2014)
Meet Record	33.46 — Zyaire Nuriddin, Montverde, FL (2023)

ENTRIES

- Joshua Davenport (Chesapeake, VA)
- Max DeAngelo (Raleigh, NC)
- Jayvian Greene (Montverde, FL)
- James Long (Lorton, VA)
- Jayden Mims-Horton (Philadelphia, PA)
- Jaylin Santiago (Fordham Prep, NY)
- Nick Spikes (Burtonsville, MD)
- Caine Stanley (Bradenton, FL)
- Micah Walker (Winston-Salem, NC)
- Dylan Woodruffe (Bradenton, FL)

PAST WINNERS

2019 Ashton Allen (Potomac, MD)	33.62
2020 Terrence Jones (Bahamas)	33.65
2022 Nikolas Butler-Simpson (Forestville, MD)	34.38
2023 Zyaire Nuriddin (Montverde, FL)	33.46

28 Rising New York Road Runners Youth Girls' 800m

Meet Record 2:20.83 — Sherisse Peterson, Delco Stallions (2014)

ENTRIES

- Ariel Ajiem (MS 067Q Louis Pasteur)
- Madison Cluzel (MS 245M The Computer School)
- Evelyn Craig (MS 821K Sunset Park Prep)
- Ivy Frank-Nelson (MS 442K Carroll Gardens School for Innovation)
- June Grunden (MS 245M The Computer School)
- Gabriella James (MS 245M The Computer School)
- Katelyn Lau (MS 067Q Louis Pasteur)
- Abigail Lorenzo (MS 067Q Louis Pasteur)
- Ashley Lunney (MS 259K William McKinley)
- Eleni Pollard (MS 167M Robert F. Wagner)
- Ainsley Raha (MS 245M The Computer School)
- Evelyn Sciaraffo (MS 245M The Computer School)
- Julianna Tiso (MS 334 The Anderson School)
- Saishaa Vaidhyanathan (MS 067Q Louis Pasteur)
- Mayte Vidal (MS 821K Sunset Park Prep)

PAST WINNERS

2014	Sherise Peterson	2:20.83	2018	Xion Bacchas	2:34.83
2015	Lauryn Heskin	2:28.04	2019	Victoria Vidalova	2:36.52
2016	Bella Stenhouse	2:37.08	2020	Lily Zufall	2:34.27
2017	Aster Johnson	2:41.53			

29 Rising New York Road Runners Youth Boys' 800m

Meet Record 2:15.64 — Aidan Ke, Louis Pasteur (2020)

ENTRIES

- Hollis Albaeck (MS 821K Sunset Park Prep)
- Will Berger (MS 442K Carroll Gardens School for Innovation)
- Theodore Bieker (MS 245M The Computer School)
- Manuel Brito (MS 136K Charles O'Dewey)
- Wyatt Carr (MS 334 The Anderson School)
- Oscar Doire (MS 821K Sunset Park Prep)
- Mason James (MS 245M The Computer School)
- Kyle Lu (MS 067Q Louis Pasteur)
- Brock McIntyre (MS 245M The Computer School)
- Nash Pollack (MS 245M The Computer School)
- Jordan Robert (MS 067Q Louis Pasteur)
- Justin Schneider (MS 167M Robert F. Wagner)
- Lionel Wagner (MS 442K Carroll Gardens School for Innovation)
- Desmond Watkins (MS 442K Carroll Gardens School for Innovation)
- Zachary Zakhari (MS 167M Robert F. Wagner)

PAST WINNERS

2014	Kadarai Booker	2:24.38	2018	Kymoy Phillip	2:16.64
2015	Jonah Gorevic	2:28.04	2019	Dubar Smalls	2:17.79
2016	Kymoy Phillip	2:33.67	2020	Aidan Ke	2:15.64
2017	Kymoy Phillip	2:19.34			

30 Mary Darling College Women's 4x400m

Collegiate Record 3:21.75 — Arkansas (2023)
 Armory Record 3:30.70 — Texas A&M (2003)
 Meet Record 3:40.51 — Atoms TC (1984)

ENTRIES

- University of Albany
- Fordham University
- Monroe College
- New Jersey Institute of Technology
- St. John's University

PAST WINNERS

1975	Sports Int'l	3:47.6	1993	Atoms TC	3:45.19
1976	Florida TC	3:48.0	1994	Seton Hall	3:40.64
1977	Atoms TC	3:47.5	1995	Seton Hall	3:46.26
1978	Atoms TC	3:49.2	1996	Seton Hall	3:45.75
1979	Atoms TC	3:45.0	1997	Seton Hall	3:46.61
1980	Tennessee	3:41.5	1998	Seton Hall	3:48.27
1981	Atoms TC	3:40.9	1999	Seton Hall	3:51.08
1982	Atoms TC	3:45.17	2000	South Carolina	3:43.25
1983	Ms. International	3:45.70	2001	South Carolina	3:43.44
1984	Atoms TC	3:40.51	2002	Seton Hall	3:46.83
1985	Texas	3:44.01	2003	Seton Hall	3:47.74
1986	Atoms TC	3:43.25	2004	South Carolina	3:43.78
1987	Atoms TC	3:44.23	2005	Essex County	3:53.60
1988	Texas	3:41.49	2006	Essex County	3:53.52
1989	Texas	3:41.57	2007	South Carolina	3:52.45
1990	Florida	3:43.49	2008	Seton Hall	3:54.31
1991	Florida	3:41.00	2022	Columbia	3:48.95
1992	Seton Hall	3:48.56	2023	Rochester	3:51.57

31 Tom Courtney College Men's 4x400m

Collegiate Record 3:00.77 — USC (2018)
 Armory Record 3:07.41 — LSU (2006)
 Meet Record 3:11.67 — Florida (1988)

ENTRIES

- University of Albany
- Coppin State University
- Fordham University
- Manhattan College
- Monroe College
- New Jersey Institute of Technology

PAST WINNERS

<i>4x440 until 1990</i>					
1919	Penn	3:34.6	1935	Holy Cross	3:23.7
1920	Penn	3:30.8	1936	Manhattan	3:23.2
1921	Penn	3:39.6	1937	Boston College	3:23.3
1922	Syracuse	3:27.6	1938	NYU	3:20.2
1923	Syracuse	3:29.2	1939	Ohio State	3:22.0
1924	Holy Cross	3:28.2	1940	NYU	3:19.8
1925	Georgetown	3:26.6	1941	NYU	3:20.8
1926	Georgetown	3:23.9	1942	Fordham	3:21.2
1927	Syracuse	3:25.2	1943	Villanova	3:24.8
1928	Holy Cross	3:25.8	1944	NYU	3:24.6
1929	Holy Cross/Harvard	3:28.8	1945	NYU	3:25.6
1930	Holy Cross	3:24.8	1946	NYU	3:26.1
1931	Penn	3:24.0	1947	Ohio State	3:23.1
1932	Penn	3:23.2	1948	Seton Hall	3:22.1
1933	Penn	3:22.1	1949	Seton Hall	3:20.9
1934	Indiana	3:23.2	1950	Seton Hall	3:19.5



Miles are better run together!



Registration now open for April 17-20, 2024

COLUMBIA | COLUMBIA UNIVERSITY IRVING MEDICAL CENTER

TEAM RELAY MARATHON AT THE ARMORY

- Assemble your team of 2-8 coworkers, friends, family, or running partners, and get ready to put in the miles!
- Refreshments, prizes, and a vibrant atmosphere with music and energy are guaranteed.
- Participation supports Armory College Prep, and the rest of The Armory Foundation's youth programs.

For more information and to register, visit indoormarathon.org

1951	SetonHall	3:20.8	1986	Auburn/UCLA	3:13.46
1952	Manhattan	3:18.4	1987	Florida	3:12.27
1953	Manhattan	3:19.2	1988	Florida	3:11.67
1954	Penn State	3:19.7	1989	Florida	3:12.35
1955	Morgan State	3:18.3	1990	Auburn	3:14.54
1956	Manhattan	3:21.3	1991	Auburn	3:16.75
1957	Morgan State	3:21.2	1992	Ohio State	3:15.28
1958	Manhattan	3:18.6	1993	Central State	3:18.27
1959	Manhattan	3:19.2	1994	Ohio State	3:18.6
1960	Manhattan	3:19.2	1995	Rice	3:16.49
1961	NYU	3:16.9	1996	Ohio State	3:18.73
1962	Villanova	3:18.1	1997	Seton Hall	3:19.41
1963	Texas Southern	3:17.2	1998	Seton Hall	3:22.20
1964	Morgan State	3:17.3	1999	Essex County	3:18.53
1965	Southern U	3:16.8	2000	Ohio State	3:19.89
1966	Maryland State	3:17.4	2001	Ohio State	3:16.53
1967	Maryland State	3:20.2	2002	Seton Hall	3:18.74
1968	Villanova	3:18.0	2003	Seton Hall	3:18.42
1969	Villanova	3:19.7	2004	South Carolina	3:21.22
1970	Villanova	3:17.1	2005	Seton Hall	3:23.60
1971	Adelphi	3:18.4	2006	Albany	3:25.43
1972	Adelphi	3:18.6	2007	St. Augustine's	3:20.57
1973	Fordham	3:21.6	2008	Essex County	3:22.91
1974	Seton Hall	3:17.9	2009	Seton Hall	3:21.19
1975	Seton Hall	3:16.7	2010	Mississippi State	3:19.44
1976	Essex County	3:18.7	2012	Essex County	3:14.98
1977	Mississippi State	3:18.1	2014	Monroe College	3:16.50
1978	Villanova	3:12.9	2015	Monroe College	3:16.00
1979	Villanova	3:17.0	2017	Fordham	3:18.09
1980	Morgan State	3:14.8	2018	Monroe	3:20.07
1981	Fairleigh Dickinson	3:14.0	2019	Fairleigh Dickinson	3:16.97
1982	Morgan State	3:12.1	2020	Fairleigh Dickinson	3:18.42
1983	Villanova	3:15.96	2022	Essex Community College	3:20.83
1984	Texas-El-Paso	3:15.18	2023	NJIT	3:17.73
1985	SMU	3:13.85			

33 BBR Partners High School Girls' Invitational 4x800m

HS National Record	8:48.03	— Cuthbertson, NC (2023)
Armory Record	8:51.93	— Pioneer, MI (2022)
Meet Record	9:00.92	— Garden City, NY (2012)

ENTRIES

- Burnt Hills-Balston Lake, NY
- Glastonbury, CT
- Northport, NY
- Padua, DE
- Saratoga Springs, NY
- Scarsdale, NY
- Syosset, NY
- Tappan Zee, NY
- Tatnall, DE
- Union Catholic, NJ
- West Springfield, VA

PAST WINNERS

2010	Garden City	9:22.66	2016	Saratoga Springs	9:05.33
2011	Bronxville	9:27.44	2017	Niskayuna	9:12.98
2012	Garden City	9:00.92	2018	Strath Haven	9:11.19
2013	Academy of the Holy Names, NY	9:09.01	2019	Union Catholic	9:07.44
2014	Bronxville	9:16.62	2020	Brentwood	9:13.72
2015	Mamaroneck	9:09.36	2022	Union Catholic	9:19.06
			2023	Union Catholic	9:04.12

32 George Hirsch High School Girls' Invitational 600m

Senior American & HS National Record 1:23.57 — Athing Mu, Trenton, NJ (2019)
 Armory HS & Meet Record 1:27.36 — Athing Mu, Trenton, NJ (2019)

ENTRIES

- Allison DeLisi (Philadelphia, PA)
- Leonni Griffin (Shaker, NY)
- Mary Flanagan (Wilmington, DE)
- Kylee King (Oak Park, MI)
- Sidney Nolan (Nokesville, VA)
- Morgan Rothwell (Bullis, MD)
- Michelle Smith (Montverde, FL)
- Addison Vellekoop (Guilderland, NY)
- Alivia Williams (Montverde, FL)

PAST WINNERS

2019	Athing Mu (Trenton, NJ)	1:27.36
2020	Makayla Page (Tewksbury, MA)	1:30.28
2022	Sanu Jallow (Charlotte, NC)	1:32.78
2023	Michelle Smith (Montverde, FL)	1:29.52



Photo: John Neopolitan

Union Catholic sped to victory in the Girls' 4x800m last year.

TRADITIONS IN TRACK & FIELD

UCS & THE ARMORY

ULTIMATE
AUTOMATIC
HURDLE

OFFICIAL EQUIPMENT
SUPPLIER TO
THE ARMORY

OFFICIAL EQUIPMENT
SUPPLIER TO
USATF



The Nike High School Miles are a showcase for the top prep talent nationwide.

34 Nike High School Girls' Invitational Mile

National HS & Armory Record 4:28.25 — Mary Cain, Bronxville, N.Y (2013)
 Meet Record 4:37.76 — Marlee Starliper, Dillsburg, PA(2020)

ENTRIES

- Rylee Blade (Corona, CA)
- Katherine Bohlke (Newington, CT)
- Emily Bush (Saratoga Springs, NY)
- Olivia Cieslak (Haverford Township, PA)
- Abby Faith Cheeseman (Bell Buckle, TN)
- Ella Cohen (Hunter College, NY)
- Samantha Humphries (Flower Mound, TX)
- Elizabeth Leachman (San Antonio, TX)
- Zariel Macchia (William Floyd, NY)
- Dylan McElhinney (Hunter College, NY)
- Sophia Rodriguez (Mercer Island, WA)
- Isabelle Walsh (Middletown, DE)
- Emma Zawatski (Freehold, NJ)

PAST WINNERS

- 1984 Shola Lynch (Hunter College, Manhattan, NY) 4:53.39
- 1985 Kathy Franey (Massapequa, Long Island, NY) 4:58.15
- 1986 Shola Lynch (Hunter College, Manhattan, NY) 4:53.61
- 1987 Jasmin Jones (Hackensack, NJ) 4:59.12
- 1988 Christine Gentile (Babylon, NY) 4:54.90
- 1989 Sarah Schwald (Liberty, Colorado Springs, CO) 4:49.94
- 1990 Catherine Feeny (Wayne Valley, Wayne, NJ) 4:56.24

- 1991 Staci Snider (Saratoga Springs, NY) 5:00.07
- 1992 Kim Fisher (Sun Valley, Aston, PA) 4:53.61
- 1993 Karen Godlock (Polk Co, Columbus, NC) 4:57.50
- 1994 Sally Glynn (Walter Johnson, Bethesda, MD) 4:52.27
- 1995 Sally Glynn (Walter Johnson, Bethesda, MD) 4:52.20
- 1996 Courtney Adams (Brebeuf Prep, Indianapolis, IN) 4:53.29
- 1997 Katie Petersen (Tottenville, Staten Island, NY) 5:03.11
- 1998 Lindsay Hyatt (Placer, Auburn, CA) 4:57.55
- 1999 Katie Hotchkiss (Mission San Jose, Fremont, CA) 4:59.69
- 2000 Shalane Flanagan (Marblehead, MA) 4:54.84
- 2001 Sara Bei (Montgomery, Santa Rosa, CA) 4:57.10
- 2002 Melissa Donais (Phillips Academy, Andover, MA) 4:53.90
- 2003 Nicole Blood (Saratoga Springs, NY) 4:52.00
- 2004 Nicole Blood (Saratoga Springs, NY) 4:52.41
- 2005 Aislinn Ryan (Warwick Valley, NY) 4:52.29
- 2006 Danielle Tauro (Southern Regional, Manahawkin, NJ) 4:51.89
- 2007 Danielle Tauro (Southern Regional, Manahawkin, NJ) 4:52.81
- 2008 Jillian Smith (Southern Regional, Manahawkin, NJ) 4:50.87
- 2009 Jillian Smith (Southern Regional, Manahawkin, NJ) 4:51.88
- 2010 Cory McGee (Pass Christian, MS) 4:52.77
- 2011 Samantha Nadel (North Shore, Long Island, NY) 4:50.58
- 2012 Samantha Nadel (North Shore, Long Island, NY) 4:46.19
- 2013 Sabrina Southerland (Cardozo, Queens, NY) 4:51.91
- 2014 Caroline Alcorta (West Springfield, VA) 4:46.06
- 2015 Catherine Pagano (Northern Highlands, Allendale, NJ) 4:50.66
- 2016 Kate Murphy (Lake Braddock, Burke, VA) 4:41.84
- 2017 Abbe Goldstein (Germantown Academy, PA) 4:49.06
- 2018 Gabrielle Wilkinson (Wynnewood, PA) 4:42.94
- 2019 Marlee Starliper (Dillsburg, PA) 4:41.66
- 2020 Marlee Starliper (Dillsburg, PA) 4:37.76
- 2022 Juliette Whittaker (Laurel, MD) 4:47.14
- 2023 Kate Putman (Syracuse, NY) 4:45.35



Seniors AIM High welcomes our Washington Heights, Inwood and Harlem neighbors 60 years + to one hour of movement on the famed Armory Track, followed by 30 minutes of a medical conversation provided by the Associates in Internal Medicine from Columbia University Irving Medical Center.

More than 400 seniors ages 60+ have registered to move and groove together at The Armory!



Olympic silver medalist **Chris Nilsen** will take on the men's pole vault.

35 Men's Invitational Pole Vault

World Record	20-4 ¾ — Mondo Duplantis, Sweden (2023)
American Record	19-10 ¼ — Chris Nilsen, Nike (2022)
Armory Record	19-2 ¼ — Zach McWhorter, BYU (2022)
Meet Record	19-8 ½ — Steven Hooker (2009)

ENTRIES

- Zach Bradford (*Nike*)
- KC Lightfoot (*Puma*)
- Matt Ludwig
- Zach McWhorter (*Team Essex*)
- Austin Miller (*Vault House*)
- Chris Nilsen (*Nike*)

PAST WINNERS

1925	E.E. Meyers	12-6	1948	Bob Richards	14-6
1926	Charles Hoff	13-1	1949	Bob Richards	14-4
1927	Paul Harrington	13-0 ½	1950	Bob Richards	14-11 ½
1928	Paul Harrington	13-0	1951	Bob Richards	15-1
1930	Fred Sturdy	13-4	1952	Bob Richards	15-0
1931	Fred Sturdy	13-9	1953	Bob Richards	15-0 ½
1932	Fred Steardy	13-9	1954	Bob Richards	14-8
1933	Keith Brown	14-0	1955	Bob Richards	15-2
1934	Keith Brown	14-0	1956	Bob Richards	15-4
	Wirt Thompson	14-0	1957	Bob Richards	15-6
1935	Keith Brown	14-1		Bob Gutowski	15-6
1936	Oscar Sutermeister	13-0	1958	Bob Gutowski	14-6
	Eldon Stutzman	13-0		Don Bragg	14-6
1937	Sueo Ohe	14-3		Jerry Welbourn	14-6
1938	Earle Meadows	13-6		Mel Schwarz	14-6
1939	Richard Gansten	14-0	1959	Don Bragg	15-6 ½
1940	Richard Gansten	14-0	1960	Don Bragg	15-4
1941	Earle Meadows	14-0	1961	Henry Wadsworth	15-4
1942	Cornelius Warmerdam	15-0 ¼	1962	John Uelses	16-0 ¼
1943	Cornelius Warmerdam	15-1 ½	1963	John Uelses	16-0
1944	Jack De Field	14-0	1964	Rolando Cruz	15-6
	Milton Padway	14-0	1965	Mel Hein	16-0
1945	Milton Padway	13-6	1966	John Pennel	16-5
1946	Milton Padway	13-6	1967	Bob Seagren	16-5
1947	Bob Richards	14-0	1968	Bob Seagren	17-4 ¼

1969	Dick Railsback	17-0	1991	Igor Potapovich	18-10 ¾
1970	Dick Railsback	17-1 ¼	1992	Maksim Tarasov	19-1
1971	Scott Hurley	16-6	1993	Bill Deering	18-10 ½
1972	Tom Blair	17-0	1994	Brent Burns	18-8 ¼
1973	Steve Smith	18-0 ¼	1995	Igor Trandekov	19-0 ¼
1974	Casey Carrigan	17-0	1996	Sergey Bubka	19-2 ½
1975	Vic Dias	16-10	1997	Maksim Tarasov	19-0 ¼
1976	Earl Bell	17-6	1998	Jeff Hartwig	19-2 ¾
1977	Earl Bell	18-0 ½	1999	Jeff Hartwig	19-0 ¼
1978	Mike Tully	18-1	2000	Jeff Hartwig	18-8 ¼
1979	Dan Ripley	18-1 ¼	2001	Lawrence Johnson	18-8 ¼
1980	Earl Bell	18-0	2002	Jeff Hartwig	19-3
1981	Brad Pursley	17-9	2003	Derek Miles	18-8 ¾
1982	Earl Bell	18-6 ½	2004	Toby Stevenson	18-8 ¼
1983	Billy Olsen	18-6 ¾	2005	Derek Miles	18-8 ¼
1984	Billy Olsen	18-8 ¼	2006	Jeff Hartwig	18-9 ½
1985	Billy Olsen	18-4 ½	2007	Brad Walker	19-0 ¼
1986	Billy Olsen	19-0 ¼	2008	Tommy Skipper	18-8 ¼
1987	Earl Bell	18-4 ¾	2009	Steven Hooker	19-8 ½
1988	Thierry Vignerone	19-0 ¾	2010	Mark Hollis	18-4 ½
1989	Grigoriy Yegerov	18-8 ¼	2014	Mark Hollis	18-4 ½
1990	Earl Bell	18-4 ½			

36 Youth Girls' U-8 Fastest Kid in the World 55m

Meet Record	7.52 — Ayele Townsend, Brooklyn (2005)
-------------	--

ENTRIES

- Bella Brown (*Team Dynasty/Jamaica*)
- Skyy Cornwell (*Awesome Power TC/Jamaica*)
- Avery Daisley (*Baldwin Blazers/Jamaica*)
- Nyla Dockery (*Mo Better Jaguars/USA*)
- Julissa Douglass-Grant (*Jeuness TC/Guyana*)
- Clara Gallo (*Honduras*)
- Saorise Higgins (*Ireland*)
- Rylee King (*Ruff Kutz/Jamaica*)
- Mila-Rose Knox (*Metro Eagles/Haiti*)
- Tayla Lorde (*Jeuness TC/St. Lucia*)

PAST WINNERS

Fastest Kid On The Block until 2017, with international entries included in 2016-2017

2004	Mariah Claudio (St. Paneras)	8.06
2005	Ayele Townsend (Brooklyn)	7.52
2006	Angel White (Bronx Flash)	8.49
2007	Aleah Stewart (NY Novas)	8.64
2008	Zainab Sesay (PS 260)	8.39
2009	Eliza Brooks (Wilmington TC)	7.84
2010	Gibson Thomas (Hall's Express)	8.20
2011	Brianna Brown (Bronx Tigers)	7.66
2012	Brianna Garlick (Bronx)	8.81
2013	Adaria Reeves (Zodiacs)	8.52
2014	Adaria Reeves (Zodiacs)	8.27
2015	Kcaysha Medas-King	8.48
2016	Brianna Lindo (New York Novas)	8.39
2017	Brianna Burrell (Velocity)	8.70
2018	Brianna Burrell (Velocity/Bronx, NY/Jamaica)	8.36
2019	Khloe Kahn (P.S. 107 TC, Brooklyn, NY/Guyana)	8.51
2020	Abigail Robisky (Ocean Breeze Wave Runners, Staten Island, NY/USA)	8.42
2022	Leitani Ariyibi (Nigeria)	8.54
2023	Abigail Riley (VO2 Max TC/Bahamas)	8.37



Smart decisions today. Lasting value tomorrow.™

Crowe proudly supports The Armory Foundation as it works to promote fitness and education through a broad range of athletic, educational, and community programs. We believe supporting The Armory Foundation is a smart decision that will create lasting value for all of us.

At Crowe, we help our clients embrace volatility in today's business environment. We work with them to make smart decisions amid complexity and uncertainty – sometimes in unexpected ways.

To learn more, visit [crowe.com](https://www.crowe.com).

Contact:

Kelly Frank
+1 212 751 8112
kelly.frank@crowe.com

AUDIT / TAX / ADVISORY / CONSULTING



Train with the pros!

Our semi-annual camp connects high school track & field athletes with professional athletes & coaches. A day-long session features some of the finest athletes and best coaching minds in the sport.

To find out more or to reserve your spot, visit armorycamp.org



Our next camp:
Saturday, March 23, 2024



37 Youth Boys' U-8 Fastest Kid in the World 55m

Meet Record 7.54 — Barrington Harris-Brown, Bronx Tigers (2009)

ENTRIES

- Jonathan Amarante (Dominican Republic)
- Noah Brown (Metro Eagles/Burkina Faso)
- Benjamin Cartwright Jr. (Dashing Dons & Divas/USA)
- Jaxon Daley (Jamaica)
- Leysean Folkes (Team Dynasty/Jamaica)
- Mason Gethers (Velocity TC/USA)
- Tre Hubbard (MetroCobras TC/Jamaica)
- Nico Jones (Dashing Dons & Divas/Guyana)
- Noah Phillip (NRG TC/Colombia)
- Charlie Seeney (Ireland)

PAST WINNERS

Fastest Kid On The Block until 2017, with international entries included in 2016-2017

2004	Andre Hewitt (PS 155)	7.81
2005	Joshua Cleveland (PS 86)	7.68
2006	Taehvion Long (Westchester)	7.89
2007	Jordan Vidal (PS 87/Bronx FL)	7.86
2008	Richard Anderson (Zodiacs)	7.96
2009	Barrington Harris-Brown (Bronx Tigers)	7.54
2010	Jonathan Grant (BCNY)	7.61
2011	Utyci Brown (Harlem Children's Zone)	7.73
2012	Julian Coley (Bronx)	8.60
2013	Davin Denny (Flames)	8.48
2014	Antoine Blackman (Medgar Evers TC)	8.19
2015	James Wreh II (Metropolis)	8.11
2016	Christian Walker (Metro Eagles)	8.01
2017	Bernard Ibirogbu (Curragh, Klidage, Ireland)	8.41
2018	Jayden Taylor (Metropolis-Brookline/Boston, Mass./Trinidad)	8.22
2019	Shane Haran (Ireland)	8.68
2020	Alpha Harrison (Guyana)	8.18
2022	Bryce Hickman (USA)	8.31
2023	Yanick Walker (Bronx Tigers TC/Trinidad & Tobago)	8.35

38 Florence Diamond High School Boys' Invitational 600m

HS National Record 1:15.58 — Will Sumner, Woodstock, GA (2022)
Armory Record 1:17.58 — Strymar Livingston, Christopher Columbus, NY (2012)

Meet Record 1:17.80 — Quincy Wilson, Bullis, MD (2023)

ENTRIES

- Colin Abrams (Bullis, MD)
- David Davitt (Archbishop Stepinac, NY)
- Jaden Marchan (Leonia, NJ)
- Tyler Matthews (Mesa, AZ)
- Mason Schmitz (Fishers, IN)
- Jonathan Sims (Allen, TX)
- Nicholas Steed (Forestville, MD)
- Quincy Wilson (Bullis, MD)

PAST WINNERS

2019	Luis Peralta	1:19.29
2020	Reheem Hayles	1:18.59
2022	Korede Otusajo	1:18.99
2023	Quincy Wilson	1:17.80

OPENING CEREMONY 12:45pm

39 Women's 60m Hurdles

World & American Record 7.68 — Susanna Kallur (2008)
Armory Record 7.84 — Yvette Lewis, Brooks (2013)
Meet Record 7.76 — Gail Devers (2004)
HS National Record 8.02 — Tonea Marshall, Arlington, TX (2016)


ENTRIES

- Nia Ali (Nike)
- Devynne Charlton (PUMA/Bahamas)
- Alaysha Johnson
- Tia Jones (adidas)
- Sharika Nelvis
- Ackera Nugent (adidas/Jamaica)
- Aleesa Samuel (Pembroke Pines, FL)
- Cindy Sember (adidas/Great Britain)
- Danielle Williams (adidas/Jamaica)

PAST WINNERS

60y from 1978-87; 55m from 1988-90; 60m since 1991.

1978	Patty van Wolvelaere	7.7	2000	Melissa Morrison	7.94
1979	Deby La Plante	7.59	2001	Michelle Freeman	7.98
1980	Stephanie Hightower	7.47	2002	Miesha McKelvy	8.04
1981	Benita Fitzgerald	7.80	2003	Gail Devers	7.78
1982	Stephanie Hightower	7.37	2004	Gail Devers	7.76
	Candy Young	7.37	2005	Linda Ferga Khodadin	8.01
1983	Stephanie Hightower	7.44	2006	Joanna Hayes	7.93
1984	Stephanie Hightower	7.47	2007	Gail Devers	7.86
1985	Stephanie Hightower	7.51	2008	Priscilla Lopes-Schliep	7.95
1986	Patricia Davis	7.51	2009	Priscilla Lopes-Schliep	7.95
1987	LaVonna Martin	7.50	2010	Priscilla Lopes-Schliep	8.01
1988	Rosalind Council	7.57	2011	Vonette Dixon	8.01
1989	Jackie Joyner-Kersey	7.37	2012	Kristi Castlin	7.91
1990	LaVonna Martin	7.41	2013	Yvette Lewis	7.84
1991	Kim McKenzie	8.12	2014	Janay DeLoach	7.91
1992	Gail Devers	7.93	2015	Sharika Nelvis	7.91
1993	LaVonna Martin Floreal	7.98	2016	Janay DeLoach	7.85
1994	Michelle Freeman	7.90	2017	Phylicia George	7.98
1995	Jackie Joyner-Kersey	7.96	2018	Tobi Amusan	7.90
1996	Michelle Freeman	7.93	2019	Sharika Nelvis	8.01
1997	Michelle Freeman	7.95	2020	Kendra Harrison	7.90
1998	Melissa Morrison	7.87	2022	Brittany Anderson	7.91
1999	Melissa Morrison	7.99	2023	Devynne Charlton	7.91



Quincy Wilson (left) set the track on fire as a freshman, and he looks for an encore performance in the Boys 600m. Bahamian record holder Devynne Charlton (right) returns to defend her hurdles title, but she will have to contend with the reigning world champion.

Photos: John Nepollitan

40 Men's 60m Hurdles

World & American Record	7.29 — Grant Holloway, adidas (2021)
Armory Record	7.45 — Allen Johnson, Nike (2002)
Meet Record	7.43 — Allen Johnson, Nike (2004)

ENTRIES

- Orlando Bennett (PUMA/Jamaica)
- Trey Cunningham (adidas)
- Michael Dickson
- Daniel Roberts (Nike)
- Giano Roberts (Jamaica)
- Damion Thomas (PUMA/Jamaica)
- Cordell Tinch (Nike)

PAST WINNERS

70y from 1916-21; 50y from 1922-31 (except '29); 60y from 1934-87,
55m from 1988-90; 60m since 1991. 1916 was just 3 hurdles.

1916	Arthur Engles	7.8	1970	Willie Davenport	6.9
1917	Robert Simpson	9.0	1971	Marcus Walker	7.0
1918	Arthur Engles	9.6	1972	Rod Milburn	7.1
1919	Robert Simpson	9.2	1973	Rod Milburn	7.0
1920	Earl Thomson	9.0	1974	Larry Shipp	6.9
1921	Earl Thomson	9.0	1975	Charles Foster	7.0
1922	R.S. Whitney	6.8	1976	Tom Hill	7.0
1924	Karl Anderson	6.6	1977	Willie Davenport	7.0
1925	Ivan Riley	6.8	1978	Renaldo Nehemiah	7.07
1926	Raymond Wolf	6.6	1979	Renaldo Nehemiah	6.90
1929	John Collier	7.6	1980	Greg Foster	7.05
1930	Monte Wells	6.4	1981	Renaldo Nehemiah	6.98
1931	Percy Beard	6.8	1982	Renaldo Nehemiah	6.84
1932	Monte Wells	6.5	1983	Greg Foster	6.96
1933	Joseph Horter	7.1	1984	Greg Foster	7.05
1934	John Collier	7.5	1985	Greg Foster	6.97
1935	Percy Beard	7.7	1986	Mark McKoy	6.93
1936	Sam Allen	7.5	1987	Greg Foster	6.98
1937	Sam Allen	7.6	1988	Greg Foster	7.07
1938	Forest Towns	7.4	1989	Jack Pierce	7.07
1939	Roy Staley	7.3	1990	Greg Foster	7.01
1940	Alan Tolmich	7.3	1991	Greg Foster	7.48
1941	Fred Wolcott	7.2	1992	Tony Dees	7.50
1942	Fred Wolcott	7.4	1993	Greg Foster	7.65
1943	Charles Hlad	7.3	1994	Greg Foster	7.61
1944	Ed Duggar	7.7	1995	Allen Johnson	7.54
1945	Ed Duggar	7.7	1996	Courtney Hawkins	7.64
1946	Ed Duggar	7.3	1997	Allen Johnson	7.64
1947	Harrison Dillard	7.2	1998	Allen Johnson	7.60
1948	Harrison Dillard	7.5	1999	Reggie Torian	7.59
1949	Harrison Dillard	7.3	2000	Dominique Arnold	7.51
1950	Harrison Dillard	7.3	2001	Terrence Trammell	7.47
1951	Harrison Dillard	7.5	2002	Larry Wade	7.60
1952	Harrison Dillard	7.5	2003	Larry Wade	7.48
1953	Harrison Dillard	7.3	2004	Allen Johnson	7.43
1954	Harrison Dillard	7.2	2005	Allen Johnson	7.53
1955	Harrison Dillard	7.2	2006	Dominique Arnold	7.59
1956	Lee Calhoun	7.3	2007	Aries Merritt	7.61
1957	Milton Campbell	7.0	2008	Antwon Hicks	7.53
1958	Elias Gilbert	7.2	2009	Terrence Trammell	7.45
1959	Elias Gilbert	7.2	2010	Terrence Trammell	7.49
1960	Hayes Jones	7.0	2012	David Oliver	7.51
1961	Hayes Jones	7.0	2013	Jeff Porter	7.59
1962	Hayes Jones	7.2	2014	Terrence Trammell	7.57
1963	Hayes Jones	7.2	2015	Aleec Harris	7.50
1964	Roy Hicks	7.2	2016	Omar McLeod	7.46
1965	Roger Morgan	7.1	2017	Omar McLeod	7.46
1966	Willie Davenport	7.0	2018	Devon Allen	7.50
1967	Willie Davenport	7.2	2019	Devon Allen	7.61
1968	Leon Coleman	6.9	2020	Daniel Roberts	7.64
1969	Willie Davenport	6.9	2022	Devon Allen	7.51

41 Women's 60m

World Record	6.92 — Irina Privalova, Russia (1993 & 1995)
American Record	6.94 — Aleia Hobbs, adidas (2023)
Armory Record	7.04 — Aleia Hobbs, adidas (2023)
Meet Record	7.00 — Gail Devers, Nike (1994)

ENTRIES

- Julien Alfred (PUMA/St. Lucia)
- Dina Asher-Smith (Nike/Great Britain)
- Celera Barnes (adidas)
- Tamara Clark (adidas)
- Tamari Davis (adidas)
- Shashalee Forbes (adidas/Jamaica)
- English Gardner (Nike)
- Briana Williams (Nike/Jamaica)

PAST WINNERS

50y from 1923-32; 60y from 1961-87; 55m from 1988-90; 60m since 1991.

1923	Marian McCardie	6.7	1990	Michelle Finn	6.67
1924	Rosa Grosse	6.6	1991	Carlette Guidry	7.14
1925	Frances Ruppert	6.6	1992	Carlette Guidry	7.14
1926	Rosa Grosse	6.2	1993	Gail Devers	7.15
1927	Rosa Grosse	6.4	1994	Gail Devers	7.00
1928	Myrtle Cook	6.4	1995	Gwen Torrence	7.09
1929	Myrtle Cook	6.4	1996	Gwen Torrence	7.02
1930	Stella Walsh	6.0	1997	Gwen Torrence	7.13
1931	Stella Walsh	6.2	1998	Carlette Guidry	7.16
1932	Mary Carew	6.2	1999	Inger Miller	7.20
1961	Wilma Rudolph	6.9	2000	Carlette Guidry	7.14
1963	Jutta Heine	6.9	2001	Merlene Ottey	7.20
1965	Wyomia Tyus	6.9	2002	Chandra Sturup	7.11
1969	Carmen Smith	7.1	2003	Chryste Gaines	7.23
1970	Iris Davis	7.0	2004	Marion Jones	7.21
1971	Iris Davis	6.8	2005	Angela Daigle	7.22
1972	Mattline Render	7.0	2006	Veronica Campbell	7.10
1973	Mattline Render	6.9	2007	Angela Daigle Bowen	7.25
1974	Mattline Render	7.0	2008	Carmelita Jeter	7.29
1975	Alice Annum	6.7	2009	Bianca Knight	7.23
1976	Alice Annum	6.7	2010	Lisa Barber	7.24
1977	Freida Davy	6.7	2011	Veronica Campbell-Brown	7.11
1978	Andrea Lynch	6.8	2012	Bianca Knight	7.25
1979	Brenda Morehead	6.78	2013	English Gardner	7.19
1980	Brenda Morehead	6.87	2014	Michelle-Lee Ahye	7.13
1981	Chandra Cheeseborough	6.6	2015	Murielle Ahoure	7.05
1982	C. Cheeseborough	6.61	2016	Allyson Felix	7.15
1983	Alice Brown	6.76	2017	Dezerea Bryant	7.12
1984	C. Cheeseborough	6.69	2018	Murielle Ahoure	7.11
1985	Jennifer Inness	6.78	2019	English Gardner	7.10
1986	Gwen Torrence	6.57	2020	Javianne Oliver	7.13
1987	Gwen Torrence	6.63	2022	Aleia Hobbs	7.11
1988	Gwen Torrence	6.64	2023	Aleia Hobbs	7.04
1989	Gwen Torrence	6.68			



LITTLE FEET

Kid-powered energy has a place to call home—**Little Feet**, The Armory's celebrated youth track & field program. Children in grades 2-5 who live or go to school in the communities of Washington Heights, Inwood or Harlem are eligible to enroll in the Little Feet program.

Even better—it's **FREE** to eligible participants! It's our effort to provide accessible exercise to local children and steer them toward healthy futures.

To find out more about Little Feet, contact alberto@armorytrack.com

A huge thanks to New York Road Runners for its support of the Little Feet program.



Follow all the record-breaking action at results.millrosegames.org

The Rudin Family is proud to support the 116th Millrose Games

Good luck to all the athletes



Rudin

Supporting running and community in
New York City for 50+ years



Photo: Ross Dettman

World record holder **Christian Coleman** looks for his third straight Millrose 60m victory.

42 Men's 60m

World & American Record	6.34 — Christian Coleman, Nike (2018)
Armory Record	6.47 — Christian Coleman, Nike (2023)
Meet Record	6.45 — Maurice Greene (2000)

ENTRIES

- Ackeem Blake (PUMA/Jamaica)
- Christian Coleman (Nike)
- Andre De Grasse (PUMA/Canada)
- Ryiem Forde (adidas/Jamaica)
- Miles Lewis (Puerto Rico)
- Hakim Sani Brown (PUMA/Japan)
- JT Smith
- Shakur Williams (U. of Albany)

PAST WINNERS

70y from 1916-21; 50y () in 1922a, 1924a, 1925 & 1927-33; 40y in 1926a; 60y from 1934-87; 55m from 1988-90; 60m since 1991. Johnson's 1938 world record of 6.0 was disallowed. He was credited with 6.1 in the semifinals.*

1916	Howard Drew	7.4	1942	Barney Ewell	6.1
1917	Jo Loomis	7.4	1943	Barney Ewell	6.2
1918	Elmer Smith	7.8	1944	Buddy Young	6.2
1919	Loren Murchison	7.4	1945	Barney Ewell	6.3
1920	Jackson Scholz	7.2	1946	Edward Conwell	6.2
1921	Loren Murchison	7.4	1947	Barney Ewell	6.1
1922	Loren Murchison	6.4	1948	Thomas Carey	6.2
1922a	Loren Murchison	5.6	1949	William Dwyer	6.1
1923	Loren Murchison	6.2	1950	Andrew Stanfield	6.4
1924	Loren Murchison	6.6	1951	Andrew Stanfield	6.2
1924a	Chet Bowman	5.6	1952	Lindy Remigino	6.2
1925	Loren Murchison	5.6	1953	Andrew Stanfield	6.3
1926	Loren Murchison	6.3	1954	Arthur Bragg	6.2
1926a	Loren Murchison	4.6	1955	Rod Richard	6.2
1927	Alfred Miller	5.6	1956	Dave Sime	6.2
1928	Alfred Miller	5.4	1957	Ira Murchison	6.2
1929	Percy Williams	5.6	1958	Kenneth Kave	6.2
1930	Leigh Miller	5.6	1959	Paul Winder	6.2
1931	William Bruder	5.6	1960	Frank Budd	6.2
1932	Emmett Toppino	5.5	1961	Frank Budd	6.2
1933	Emmett Toppino	5.5	1962	Frank Budd	6.1
1934	Ralph Metcalfe	6.3	1963	Sam Perry	6.3
1935	Jesse Owens	6.3	1964	Bob Hayes	6.1
1936	Ed Siegal	6.3	1965	Sam Perry	5.9
1937	Perrin Walker	6.4	1966	Sam Perry	6.0
1938	Ben Johnson	6.0	1967	Charles Greene	6.3
1939	Herbert Thompson	6.1	1968	Lennox Miller	6.2
1940	Herbert Thompson	6.3	1969	Lennox Miller	6.2
1941	Harold Davis	6.2	1970	John Carlos	6.1

1971	Jim Greene	6.1	1997	Bruny Surin	6.58
1972	Mel Pender	6.2	1998	Maurice Greene	6.46
973	Herbert Washington	6.0	1999	Maurice Greene	6.50
1974	Herbert Washington	6.1	2000	Maurice Greene	6.45
1975	Hasely Crawford	6.1	2001	Bernard Williams	6.61
1976	Houston McTear	5.9	2002	Shawn Crawford	6.49
1977	Steve Riddick	6.0	2003	Terrence Trammell	6.51
1978	Houston McTear	6.11	2004	Asafa Powell	6.56
1979	Houston McTear	6.09	2005	Leonard Scott	6.59
1980	Houston McTear	6.17	2006	Shawn Crawford	6.59
1981	Stanley Floyd	6.15	2007	Shawn Crawford	6.56
1982	Stanley Floyd	6.10	2008	Leonard Scott	6.59
1983	Ron Brown	6.11	2009	Michael Rodgers	6.51
1984	Emmit King	6.12	2010	Ivory Williams	6.59
1985	Albert Lawrence	6.10	2011	Nesta Carter	6.52
1986	Ben Johnson	6.04	2012	Keston Bledman	6.62
1987	Lee McRae	6.12	2013	Doc Patton	6.50
1988	Brian Cooper	6.12	2014	Marvin Bracy	6.50
1989	Lee McRae	6.14	2015	Marvin Bracy	6.53
1990	Leroy Burrell	6.11	2016	Andre DeGrasse	6.61
1991	Andre Cason	6.61	2017	Clayton Vaughn	6.62
1992	Andre Cason	6.52	2018	Ronnie Baker	6.48
1993	Michael Green	6.62	2019	John Teeters	6.56
1994	Henry Neal	6.55	2020	Ronnie Baker	6.54
1995	Henry Neal	6.59	2022	Christian Coleman	6.49
1996	Donovan Bailey	6.56	2023	Christian Coleman	6.47

43 Flagpole Hill Fund Youth Girls' U-12 400m

Meet Record	57.18 — Melanie Doggett, Major Impact TC (2023)
-------------	---

ENTRIES

- Christina Cyrus (Awesome Power TC)
- Anahia Joseph (Awesome Power TC)
- Kelly McCabe (Speed sKills TC)
- Abigail Robisky (Ocean Breeze WaveRunners)
- Jennifer Thomas (Velocity TC)

PAST WINNERS

2017	Alina Laforest	59.20	2020	Da'mira Allen	57.42
2018	Anissa Moore	1:00.22	2022	Amelia Defrietas	1:00.92
2019	Da'mira Allen	59.81	2023	Melanie Doggett	57.18

44 Mike Frankfurt Men's Invitational 800m

World Record	1:42.67 — Wilson Kipketer, Denmark (1997)
American Record	1:44.22 — Donovan Brazier, Nike (2020)
Armory & Meet Record	1:43.98 — Michael Saruni, adidas/Kenya (2019)

ENTRIES

- Mark English (Asics/Ireland)
- Luciano Fiore (adidas Atlanta TC)
- Bryce Hoppel (adidas)
- Noah Kibet (Nike Union AC/Kenya)
- Saul Ordoñez (New Balance/Spain)
- Luis Peralta (CPTC Tracksmith/Dominican Republic)
- CJ Jones (PACE)

PAST WINNERS

1925	Alan Helffrich	1:56.6	1931	Russell Chapman	1:53.8
1927	Phil Edwards	2:00.8	1932	Otto Rosner	1:55.8
1928	Pincus Sober	1:56.6	1933	Eddie Blake	1:56.6
1929	Fred Veit	2:01.2	1934	Donald Fleet	1:57.4
1930	Fred Veit	1:57.6	1935	Elton Brown	1:57.7



COMMENCEMENTS | EXPOS | GALAS | FASHION EVENTS | EDUCATIONAL PROGRAMS | AND MORE!



The Armory

WHERE EXTRAORDINARY EVENTS UNFOLD

From our 65,000 square foot open space, to our elegant reception areas and private meeting spaces, The Armory has it all. Find out how The Armory can make your upcoming event the one they'll remember.



Scan for more information.

THE ARMORY
FOUNDATION 
SPECIAL EVENTS

1936 Abe Rosenkrantz 1:56.5	1976 Rick Wohlhuter 1:52.0
1937 Abe Rosenkrantz 1:55.8	1977 Mark Belger 1:50.0
1938 Charles Beetham 1:55.8	1978 Tom McLean 1:52.7
1939 Francis Slater 1:54.4	1979 Mark Lech 1:51.0
1940 John Woodruff 1:52.8	1980 Peter Lemashon 1:48.4
1941 Campbell Kane 1:58.0	1981 Peter Lemashon 1:50.2
1942 Fred Sickinger 1:55.4	1982 James Robinson 1:47.51
1943 Fred Sickinger 1:54.9	1983 David Patrick 1:49.25
1944 Joseph Hall 1:57.1	1984 James Robinson 1:49.69
1945 Charles Beetham 1:57.2	1985 Edwin Koech 1:53.05
1946 Fred Sickinger 1:58.2	1986 Johnny Gray 1:47.18
1947 Joseph Nowicki 1:54.7	1987 Stanley Redwine 1:51.08
1948 Reginald Pearman 1:54.6	1988 Lorenzo Brown 1:50.29
1949 Thomas Comerford 1:54.2	1989 George Kersh 1:48.32
1950 Phil Thigpen 1:55.5	1990 Jack Armour 1:51.74
1951 Reginald Pearman 1:56.2	1991 Ray Brown 1:49.8
1952 Roscoe Brown 1:56.7	1992 Johnny Gray 1:49.12
1953 Heinz Ulzheimer 1:52.0	1993 Freddie Williams 1:50.31
1954 Mal Whitfield 1:54.2	1994 George Kersh 1:49.71
1955 Audun Boysen 1:51.0	1995 Mark Everett 1:50.90
1956 Thomas Courtney 1:53.2	1996 Brandon Rock 1:50.00
1957 Arnold Sowell 1:50.3*	1997 Rich Kenah 1:50.87
1958 Dave Scurlock 1:52.6	1998 Mark Everett 1:50.45
1959 Tom Murphy 1:51.0	1999 Johnny Gray 1:48.69
1960 Tom Murphy 1:53.0	2000 Tom Murphy 1:49.88
1961 Jerry Seibert 1:51.9	2001 Johnny Gray 1:50.70
1962 Jerry Seibert 1:53.9	2002 David Krummenacker 1:52.30
1963 Valery Bulishev 1:50.8	2003 David Krummenacker 1:50.20
1964 Bill Crothers 1:50.0*	2004 Berhanu Alemu 1:50.27
1965 Bill Crothers 1:51.2	2005 Berhanu Alemu 1:53.44
1966 Ted Nelson 1:52.6	2006 Khadevis Robinson 1:49.98
1967 Bill Crothers 1:53.2	2007 Sherridan Kirk 1:53.01
1968 Ralph Doubell 1:53.2	2010 Boaz Lalang 1:50.51
1969 Josef Plachy 1:54.4	2016 Duane Solomon 1:47.52
1970 Ralph Doubell 1:49.2	2018 Emmanuel Korir 1:44.21
1971 Mark Winzenried 1:52.2	2019 Michael Saruni 1:43.98
1972 Josef Plachy 1:52.2	2020 Donavan Brazier 1:44.22
1973 Marcel Phillippe 1:52.4	2022 Bryce Hoppel 1:46.05
1974 Rick Wohlhuter 1:51.8	2023 Noah Kibet 1:44.98
1975 Rick Wohlhuter 1:51.0	

45 Mary Beth Hogan Women's Invitational 2 Mile

World Record	9:00.48 — Genzebe Dibaba, Ethiopia (2014)
American Record	9:10.28 — Elinor Purrier St. Pierre New Balance (2021)
Armory Record	9:38.28 — Jordan Hasay, Nike (2015)

ENTRIES

- Medina Eisa (*adidas/Ethiopia*)
- Roisin Flanagan (*Ireland*)
- Krissy Gear (*HOKA NAZ Elite*)
- Nikki Hiltz (*Lululemon*)
- Emily Infeld (*Nike*)
- Alicja Konieczek (*On AC/Poland*)
- Emily Mackey (*New Balance*)
- Alicia Monson (*On AC*)
- Aimee Pratt (*On AC/Great Britain*)
- Nozomi Tanaka (*New Balance/Japan*)
- Courtney Wayment (*On AC*)
- Melknat Wudu (*adidas/Ethiopia*)
- Laurie Barton (*adidas Atlanta TC*) (*PACE*)

PAST WINNERS

This is a new event



Alicia Monson set the American record in the 3000m last year, and she will look to add the 2 Mile record to her growing list of achievements.

46 Women's Invitational High Jump

World Record	6-9 ¾ — Kajsa Bergqvist, Sweden (2006)
American Record	6-7 ½ — Chaunte Lowe, Nike (2012)
Armory Record	6-5 — Vashti Cunningham, Nike (2018)
Meet Record	6-5 ½ — Lou Ritter (1989)

ENTRIES

- Vashti Cunningham (*Nike*)
- Charity Griffith (*U. of Kentucky*)
- Yaroslava Mahuchikh (*Puma/Ukraine*)
- Nawal Meniker (*France*)
- Safina Sadullayeva (*Uzbekistan*)
- Kim Williamson (*Jamaica*)

PAST WINNERS

1930 Jean Shiley 5-2 ¾	1994 Tisha Waller 6-3 ½
1976 Joni Huntley 6-2 ¼	1995 Angie Bradburn 6-4 ¾
1977 Paula Girven 5-10	1996 Tisha Waller 6-2 ¼
1978 Joni Huntley 6-3	1997 Angie Bradburn-Spangler 6-3 ½
1979 Debbie Brill 6-1	1998 Tisha Waller 6-4 ¾
1980 Joni Huntley 6-4 ¼	1999 Tisha Waller 6-2 ½
1981 Joni Huntley 6-4 ¾	2000 Tisha Waller 6-2 ¼
1982 Debbie Brill 6-4	2001 Amy Acuff 6-5
1983 Lou Ritter 6-5	2002 Tisha Waller 6-4 ¾
1984 Ulrike Meyrarth 6-2 ¾	2003 Amy Acuff, Tisha Waller 6-4 ¾
1985 Debbie Brill 6-4 ¼	2004 Tisha Waller 6-3 ½
1986 Debbie Brill 6-4	2006 Chaunte Howard 6-4
1987 Katrena Johnson 6-2 ¼	2007 Amy Acuff 6-2 ¼
1988 Lou Ritter 6-2 ¼	2008 Amy Acuff 6-3 ½
1989 Lou Ritter 6-5 ½	2009 Amy Acuff 6-3 ½
1990 Yolanda Henry 6-4 ½	2010 Sheree Francis 6-2
1991 Yolanda Henry 6-3 ½	2013 Inika McPherson 6-1 ½
1992 Angie Bradburn 6-3 ½	2018 Vashti Cunningham 6-5
1993 Yolanda Henry 6-0 ¾	2019 Vashti Cunningham 6-4 ¾



Ukraine's reigning world champion Yaroslava Mahuchikh headlines the Women's High Jump.

Photo: John Nepollitan

Photo: Vicah Sailer

47 AB High School Girls' Invitational 4x200m

National HS & Armory Record 1:34.75 — Bullis, Potomac, MD (2018)
Meet Record 1:36.34 — Bullis, Potomac, MD (2018)

ENTRIES

Archbishop Carroll, DC
Baldwin, NY
Bullis, MD
Oak Park, MI
South County, VA
Union Catholic, NJ

PAST WINNERS

2014	Columbia, NJ	1:38.99	2018	Bullis, MD	1:36.34
2015	Medgar Evers, NY	1:39.09	2020	Bullis, MD	1:37.19
2016	Paul Robeson, NY	1:39.09	2022	Archbishop Carroll, DC	1:42.94
2017	Bullis, MD	1:37.30	2023	Bullis, MD	1:37.06

48 KPMG Women's Invitational 300m

Co-World, Armory, & Meet Record 35.45 — Shaunae Miller-Uibo, Bahamas (2018)

Co-World Record 35.45 — Irina Privalova, Russia (1993)
American Record 35.54 — Abby Steiner, PUMA (2023)

ENTRIES

Rhasidat Adeleke (*Nike/Ireland*)
Leah Anderson (*CPTC Tracksmith/Jamaica*)
Talitha Diggs (*adidas*)
Candice McLeod (*PUMA/Jamaica*)

PAST WINNERS

2014	Shaunae Miller-Uibo	36.10	2018	Shaunae Miller-Uibo	35.45
2017	Shaunae Miller-Uibo	35.71	2023	Abby Steiner	35.54

49 Dr. Sander Men's Invitational 2 Mile

World Record 8:03.40 — Mo Farah, Great Britain (2015)
American Record 8:07.41 — Galen Rupp, Nike (2014)
Armory Record 8:09.49 — Bernard Lagat, Nike (2013)
Meet Record 8:11.53 — Ben True, Saucony (2017)

ENTRIES

George Beamish (*On AC/New Zealand*)
Samuel Firewu (*adidas/Ethiopia*)
Grant Fisher (*Nike*)
Cole Hocker (*Nike*)
Dylan Jacobs (*On AC*)
Josh Kerr (*Brooks Beasts/Great Britain*)
Joe Klecker (*On AC*)
Kieran Lumb (*On AC/Canada*)
Morgan McDonald (*On AC/Australia*)
Liam Murphy (*Villanova U.*)
Keita Sato (*On AC/Japan*)
Cooper Teare (*Nike*)
AJ Ernst (*PACE*)
Jack Salisbury (*PACE*)

PAST WINNERS

1912	T. Collins	9:40.3	1951	Curtis Stone	9:08.3
1914	William J. Kramer	9:16.4	1952	Horace Ashenfelter	9:07.4
1926	George Lermond	9:30.0	1953	Horace Ashenfelter	8:54.6
1927	Leo Lermond	9:18.4	1954	Horace Ashenfelter	8:53.3
1928	Melvin Dalton	9:36.6	1955	Horace Ashenfelter	9:04.0
1929	Edwin Wide	9:18.4	1956	Alex Breckenridge	9:12.6
1930	Paul Rekers	9:26.2	1957	Horace Ashenfelter	9:02.3
1931	Harold Manning	9:19.8	1958	Deacon Jones	9:01.3
1932	Joseph McClusky	9:22.0	1959	Lewis Stieglitz	8:55.1
1934	John Follows	9:09.3	1961	Al Lawrence	8:52.8
1935	Ray Sears	9:17.0	1962	Jared Nourse	8:59.4
1936	Ray Sears	9:18.5	1963	Bruce Kidd	8:41.0
1937	Tommy Deckard	9:07.6	1965	George Young	8:48.4
1938	Don Lash	9:06.0	1966	Gaston Roelants	8:40.6
1939	Greg Rice	9:07.6	1967	Kerry O'Brien	8:39.6
1940	Don Lash	9:00.9	1969	George Young	8:37.8
1941	Greg Rice	9:03.2	1970	Bob Finlay	8:43.8
1942	Greg Rice	8:52.8	1971	Kerry Pearce	8:36.4
1943	Greg Rice	9:02.2	1973	Grant McLaren	8:36.8
1944	James Rafferty	9:13.5	1974	Miruts Yifter	8:28.0
1945	Forest Efaw	9:48.8	1975	Nick Rose	8:34.8
1946	Forest Efaw	9:23.4	1977	Tony Staynings	8:41.1
1947	Forest Efaw	9:13.1	1978	Nick Rose	8:31.7
1948	Curtis Stone	9:11.7	1979	Suleiman Nyambui	8:30.3
1949	Gaston Reiff	8:56.1	2017	Ben True	8:11.33
1950	Curtis Stone	9:03.7			

50 Nike High School Boys' Invitational Mile

National Record 3:57.66 — Hobbs Kessler, Ann Arbor, MI (2021)
Armory HS Record 3:57.81 — Drew Hunter, Purcellville, VA (2016)
Meet Record 4:06.58 — Gavin Sherry, Conard, CT (2022)

ENTRIES

Avery Cesar (*Portland, OR*)
Conor Clifford (*Lincroft, NJ*)
Soheib Dissa (*Newtown, CT*)
Tam Gavenas (*Andover, MA*)
Byron Grevious (*Exeter, NH*)
TJ Hansen (*Freeland, MI*)
Alex Pelov (*Montville, NJ*)
Miles Ramer (*Brentwood, TN*)
Luke Schagelin (*Rockaway, NJ*)
Keegan Smith (*Knoxville, TN*)
Riley Smith (*Gainesville, FL*)
Ethan Walther (*Wilmington, DE*)
Jimmy Wischusen (*Scotch Plains, NJ*)

PAST WINNERS

1974	Mark Belger (Mephram, NY)	4:18.2
1975	Marty Ludwikowski (Cherry Hill West, NJ)	4:15.5
	Kevin Byrne (Paramus Catholic, NJ)	4:18.2
1977	Kevin Byrne (Paramus Catholic, NJ)	4:08.0
1978	Jeff Cullinane (Billerica, MA)	4:14.0
1979	Vince Draddy (Iona Prep, N.Y.)	4:13.3
1980	Jeff Bradshaw (Brooklyn Tech, NY)	4:15.4
1981	Brian Pettingill (Cheverus, ME)	4:14.2
1982	Mike Stahr (Carmel, NY)	4:13.63
1983	Mike Stahr (Carmel, NY)	4:10.98
1984	Steve Schadler (Bergenfield, NJ)	4:14.92
1985	Ron Markezich (Williamsville North, NY)	4:18.08
1986	Kevin Robinson (St. George's, BC)	4:14.93
1987	George Kersh (Pearl, MS)	4:15.54
1988	Bob Kennedy (Westerville North, OH)	4:21.46
1989	J.T. Burke (Xavier, CT)	4:11.94



ATALAYA

CONGRATULATIONS TO THE ARMORY FOUNDATION AND ALL OF THIS YEAR'S COMPETITORS AT THE MILLROSE GAMES

1990	Bryan Dameworth (Agoura, CA)	4:14.52
1991	Louis Quintana (Arroyo Grande, CA)	4:13.63
1992	Ibrahim Aden (Fork Union Military Academy, VA)	4:16.75
1993	Kevin Jermyn (Tottenville, Staten Island, NY)	4:16.56
1994	Bob Keino (Ridgewood, NJ)	4:14.31
1995	Seneca Lassiter (Lafayette, VA)	4:16.14
1996	Michael Stember (Jesuit, CA)	4:14.85
1997	Jonathon Riley (Brookline, MA)	4:10.62
1998	Andy Powell (Ames, MA)	4:16.31
1999	Dylan Welsh (Saratoga Springs, NY)	4:13.30
2000	Tristan Colangelo (Gloucester, MA)	4:18.76
2001	Nick Schneider (Benilde-St. Margaret's, MO)	4:17.88
2002	Chris Lukezic (Auburn, WA)	4:21.14
2003	Matt DeBole (Mount Tabor, NC)	4:16.50
2004	Hakon DeVries (John Jay, NY)	4:14.29
2005	Chris Barnicle (Newton North, MA)	4:17.01
2006	Dan McManamon (Shenendehowa, NY)	4:17.18
2007	Jason Weller (Boyertown Area, PA)	4:15.81
2008	Kyle Merber (Half Hollow Hills West, NY)	4:13.86
2009	Robby Andrews (Manalapan, NJ)	4:17.42
2010	Pat Schellberg (Delbarton, NJ)	4:14.84
2011	Chad Noelle (Greene, NY)	4:16.71
2012	ZaVon Watkins (Liverpool, NY)	4:13.83
2013	Ben Malone (Pascack Valley, NJ)	4:12.62
2014	Luke Gavigan (Tappan Zee, NY)	4:08.96
2015	James Burke (Port Jefferson, NY)	4:11.25
2016	Isaac Cortes (Great Oak, Temecula, CA)	4:09.87
2017	Noah Affolder (Carlisle, PA)	4:07.24
2018	Josh Hoey (Downingtown, PA)	4:07.42
2019	Matt Rizzo (Bronxville, NY)	4:09.12
2020	Cian McPhillips (Longford, Ireland)	4:10.95
2022	Gavin Sherry (Conard, CT)	4:06.58
2023	Collin Boler (Morristown, NJ)	4:09.15

51 Mondo High School Boys' Invitational 4x200m

HS National Record	1:25.60 — Bullis, Potomac, MD (2019)
Armory Record	1:26.09 — Long Beach Poly, Calif. (2005)
Meet Record	1:27.16 — Bullis, Potomac, MD (2018)

ENTRIES

- Archbishop Carroll, DC
- Bishop McNamara, MD
- Bullis, MD
- Livingston, NJ
- Parkland Magnet, NC

PAST WINNERS

2014	Delaware Valley Charter, PA	1:30.37
2015	Newburgh Free Academy, NY	1:27.64
2016	T.C. Williams, VA	1:27.29
2017	Bullis, Potomac, MD	1:27.17
2018	Bullis, Potomac, MD	1:27.16
2019	DeMatha Catholic, MD	1:28.16
2020	Hamilton North - Nottingham, NJ	1:28.38
2022	Archbishop Carroll, DC	1:28.74
2023	Newton North, MA	1:31.43

52 The Stern Family Women's Invitational 800m

World Record	1:55.82 — Jolanda Ceplak, Slovenia (2002)
American, Armory & Meet Record	1:58.29 — Ajee' Wilson, adidas (2020)

ENTRIES

- Olivia Baker (adidas Atlanta TC)
- Kaela Edwards (adidas)
- Natoya Goule (adidas/Jamaica)
- Raevyn Rogers (Nike Union AC)
- Sammy Watson (adidas)
- Allie Wilson (adidas Atlanta TC)

PAST WINNERS

880 yards up to 1980

1966	Roberta Picco	2:13.0	1993	Maria Mutola	2:02.83
1967	Francie Kraker	2:11.8	1994	Maria Mutola	2:00.23
1968	Madeline Manning	2:13.8	1995	Maria Mutola	2:02.00
1969	Madeline Manning	2:11.9	1996	Joetta Clark	2:03.20
1970	Cheryl Toussaint	2:13.5	1997	Maria Mutola	2:00.39
1971	Cheryl Toussaint	2:10.0	1998	Maria Mutola	2:02.00
1976	Kathy Weston	2:10.1	1999	Meredith Valmon	2:04.37
1977	Lorna Forde	2:06.5	2000	Joetta Clark-Diggs	2:04.79
1978	Jan Merrill	2:10.1	2001	Jearl Miles-Clark	2:05.42
1979	Jan Merrill	2:08.2	2002	Jolanda Ceplak	1:59.98
1980	Madeline Manning	2:05.6	2003	Hazel Clark	2:07.66
1981	Robin Campbell	2:07.3	2004	Hazel Clark	2:05.79
1982	Delisa Walton	2:04.70	2005	Hazel Clark	2:06.00
1983	Delisa Walton Floyd	2:03.55	2006	Kenia Sinclair	2:05.62
1984	Robin Campbell	2:05.91	2007	Christin Wurth-Thomas	2:06.97
1985	Joetta Clark	2:05.61	2012	Morgan Uceny	2:03.35
1986	Delisa Walton Floyd	2:02.0	2014	Ajee' Wilson	2:01.81
1987	Joetta Clark	2:04.37	2015	Ajee' Wilson	2:01.57
1988	Delisa Walton Floyd	2:04.95	2016	Ajee' Wilson	2:00.09
1989	Joetta Clark	2:03.00	2017	Charlene Lipsey	1:58.64
1990	Joetta Clark	2:02.12	2019	Ajee' Wilson	1:58.60
1991	Christine Wachtel	2:01.31	2020	Ajee' Wilson	1:58.29
1992	Joetta Clark	2:04.21	2022	Ajee' Wilson	2:01.38



Olivia Baker and Allie Wilson will duel at Millrose once again in the Women's 800m.

Photo: John Nepollitan



PROUD SPONSOR OF THE 116TH MILLROSE GAMES

Track Surface of the Millrose Games Since 2012

WWW.MONDOWORLDWIDE.COM
800-361-3747

MONDOTRACK WS SUPER X 720 SUPER X PERFORMANCE





The NYRR Women's Wanamaker Mile will feature a showdown between the previous two champions, **Laura Muir** (above) and **Elle Purrier St. Pierre** (below).



WHAT WAS YOUR TIME? WE HAVE YOUR NUMBER AT: millrosegames.org

NATIONAL ANTHEM 2:35pm

53 NYRR Women's Wanamaker Mile

World Record 4:13.31 — Genzebe Dibaba, Ethiopia (2016)
 American, Armory & Meet Record 4:16.85 — Elinor Purrier, New Balance (2020)

ENTRIES

- Josette Andrews (On AC)
- Susan Ejore (UA Mission Run Dark Sky/Kenya)
- Jessica Hull (Nike/Australia)
- Sage Hurta-Klecker (On AC)
- Dani Jones (New Balance)
- Laura Muir (Nike/Great Britain)
- Yolanda Ngarambe (adidas Atlanta TC/Sweden)
- Marta Perez (adidas/Spain)
- Elinor Purrier St. Pierre (New Balance)
- Helen Schlachtenhaufen (Nike)
- Lucia Stafford (Nike/Canada)
- Sadi Henderson (adidas Atlanta TC) (PACE)

PAST WINNERS

1,500m from 1976-81, 2004 & 2011-12. One mile from 1982-2003, 2005-10 & 2013-19.

1976	Jan Merrill	4:15.2	1999	Regina Jacobs	4:31.65
1977	Francie Larrieu	4:15.8	2000	Regina Jacobs	4:24.04
1978	Jan Merrill	4:19.7	2001	Regina Jacobs	4:42.15
1979	Francie Larrieu	4:15.0	2002	Regina Jacobs	4:34.60
1980	Mary Decker	4:00.8	2003	Elena Iagar	4:36.08
1981	Maggie Keyes	4:14.9	2004	Carmen Douma-Hussar	4:16.78
1982	Mary Decker	4:21.47	2005	Carmen Douma-Hussar	4:32.47
1983	Mary Decker	4:25.27	2006	Carmen Douma-Hussar	4:35.64
1984	Cindy Bremser	4:35.81	2008	Kara Goucher	4:36.03
1985	Mary Decker Slaney	4:22.10	2009	Kara Goucher	4:33.19
1986	Wendy Sly	4:28.58	2010	Hannah England	4:31.48
1987	Lynn Williams	4:36.71	2011	Sara Hall	4:15.35
1988	Doina Melinte	4:21.45	2012	Jenny Simpson	4:07.27
1989	Paula Ivan	4:23.72	2013	Sheila Reid	4:27.02
1990	Doina Melinte	4:31.40	2014	Mary Cain	4:27.73
1991	Doina Melinte	4:33.81	2015	Shannon Rowbury	4:24.32
1992	Doina Melinte	4:30.03	2016	Shannon Rowbury	4:24.39
1993	Shelly Steely	4:32.27	2017	Sifan Hassan	4:19.89
1994	Hassiba Boulmerka	4:30.01	2018	Colleen Quigley	4:30.05
1995	Angela Chalmers	4:31.66	2019	Konstanze Klosterhalfen	4:19.98
1996	Kathy Franey	4:36.46	2020	Elinor Purrier	4:16.85
1997	Mary Decker Slaney	4:26.67	2022	Elinor Purrier St. Pierre	4:19.30
1998	Suzy Hamilton	4:30.91	2023	Laura Muir	4:20.15



Yared Nuguse won last year's Wanamaker Mile in record-setting fashion, and he'll look to add a second straight trophy.

54 NYRR Men's Wanamaker Mile

World Record 3:47.01 — Yomif Kejelcha, Ethiopia (2019)
 American, Meet, & Armory Record 3:47.38 — Yared Nuguse, On AC (2023)
 Collegiate Record 3:50.39 — Cooper Teare, Oregon (2021)

ENTRIES

- Andrew Coscoran (New Balance/Ireland)
- Mario Garcia Romo (On AC/Spain)
- Adam Fogg (UA Mission Run Baltimore Distance/Great Britain)
- Neil Gourley (UA Mission Run Dark Sky Distance/Great Britain)
- Hobbs Kessler (adidas)
- George Mills (On AC/Great Britain)
- Yared Nuguse (On AC)
- Charles Philibert-Thiboutot (New Balance/Canada)
- Sam Prakerl (adidas)
- Adam Spencer (U. of Wisconsin/Australia)
- Derek Holdsworth (PACE)

PAST WINNERS

Wanamaker 2-Mile					
1915	Sydney Leslie	9:20.3/5			
Wanamaker 1.5-Mile					
1916	John W. Overton	6:53.0	1921	Harold C. Cutbill	6:55.6
1917	Joie W. Ray	6:45.0	1922	Joie W. Ray	6:42.8
1918	Joie W. Ray	6:57.8	1923	Joie W. Ray	6:41.8
1919	Joie W. Ray	6:51.0	1924	Joie W. Ray	6:48.8
1920	Joie W. Ray	6:52.2	1925	Paavo Nurmi	6:39.4
Wanamaker Mile					
1926	James J. Connolly	4:17.2	1934	Glenn Cunningham	4:11.2
1927	Lloyd Hahn	4:15.6	1935	Glenn Cunningham	4:11.0
1928	Lloyd Hahn	4:18.6	1936	Joseph R. Mangan	4:11.0
1929	Ray Conger	4:17.4	1937	Glenn Cunningham	4:14.4
1930	Ray Conger	4:21.8	1938	Glenn Cunningham	4:11.0
1931	Ray Conger	4:13.6	1939	Glenn Cunningham	4:13.0
1932	Gene Venzke	4:11.2	1940	Charles H. Fenske	4:07.4
1933	Glenn Cunningham	4:13.0	1941	Walter J. Mehl	4:13.6



1942	Leslie MacMitchell	4:11.3	1983	Eamonn Coghlan	3:54.4
1943	Earl Mitchell	4:08.6	1984	Steve Scott	3:59.38
1944	Gilbert Dodds	4:10.6	1985	Eamonn Coghlan	3:53.82
1945	James Rafferty	4:13.1	1986	Marcus O'Sullivan	3:56.05
1946	Leslie MacMitchell	4:19.0	1987	Eamonn Coghlan	3:55.91
1947	Gilbert Dodds	4:09.2	1988	Marcus O'Sullivan	3:56.89
1948	Gilbert Dodds	4:05.3	1989	Marcus O'Sullivan	3:54.27
1949	Don A. Gehrman	4:09.5	1990	Marcus O'Sullivan	3:59.35
1950	Don A. Gehrman	4:09.3	1991	Noureddine Morceli	3:53.50
1951	Don A. Gehrman	4:07.5	1992	Marcus O'Sullivan	4:00.65
1952	Don A. Gehrman	4:11.2	1993	N. Morceli	3:55.06
1953	Fred Dwyer	4:08.2	1994	Niall Bruton	3:58.71
1954	Josy Barthel	4:07.5	1995	Graham Hood	3:57.08
1955	Gunnar Nielsen	4:03.6	1996	Niall Bruton	4:00.58
1956	Ron Delany	4:09.5	1997	Isaac Vicioso	3:59.34
1957	Ron Delany	4:06.7	1998	Laban Rotich	3:55.69
1958	Ron Delany	4:04.6	1999	William Tanui	3:59.24
1959	Ron Delany	4:06.5	2000	Mark Carroll	3:58.19
1960	James Grelle	4:06.4	2001	Bernard Lagat	3:58.26
1961	Istvan Rozsavolgyi	4:06.0	2002	Laban Rotich	3:57.04
1962	Peter Close	4:08.6	2003	Bernard Lagat	4:00.36
1963	Tom O'Hara	4:01.5	2004	Hudson De Souza	4:02.93
1964	Tom O'Hara	4:00.6	2005	Bernard Lagat	3:52.87
1965	John Whetton	4:05.4	2006	Bernard Lagat	3:56.85
1966	Kipchoge Keino	4:03.9	2007	Bernard Lagat	3:54.26
1967	Dave Patrick	4:03.7	2008	Bernard Lagat	3:57.51
1968	Preston Davis	4:03.9	2009	Bernard Lagat	3:58.44
1969	Marty Liquori	4:00.8	2010	Bernard Lagat	3:56.34
1970	Marty Liquori	4:02.6	2011	Deresse Mekonnen	3:58.58
1971	Marty Liquori	4:00.6	2012	Matthew Centrowitz	3:53.92
1972	John Mason	4:03.2	2013	Lopez Lomong	3:51.21
1973	Henryk Szordykowski	4:04.4	2014	Will Leer	3:52.47
1974	Tony Waldrop	3:59.7	2015	Matthew Centrowitz	3:51.35
1975	Filbert Bayi	3:59.3	2016	Matthew Centrowitz	3:50.63
1976	Paul Cummings	3:57.6	2017	Eric Jenkins	3:53.23
1977	Eamonn Coghlan	4:00.2	2018	Chris O'Hare	3:54.14
1978	Dick Buerkle	3:58.4	2019	Yomif Kejelcha	3:48.46
1979	Eamonn Coghlan	3:55.0	2020	Chris O'Hare	3:55.61
1980	Eamonn Coghlan	3:58.2	2022	Ollie Hoare	3:50.83
1981	Eamonn Coghlan	3:53.0	2023	Yared Nuguse	3:47.38
1982	Steve Scott	3:55.7			



Photo: John Nepolitan

OUR PARTNERS

- | | | | |
|----------------------------|-------------------------------|------------------------|----------------------|
| AllianceBernstein | Dynamic Productions | New York Athletic Club | Runnerspace.com |
| American Dairy Association | Edge Hotel | New York Road Runners | Skadden |
| Bloomberg Philanthropies | EisnerAmper | NewYork-Presbyterian | STARS Citywide Girls |
| Cleary Gottlieb | Evil Twin Brewery | Nike | Take-Two Interactive |
| Coca Cola | Frankfurt Kurnit Klein & Selz | Ott Family | UCS Spirit |
| Columbia University | Joseph H. Flom Foundation | Peligro Sports | U.S. Marines |
| Irving Medical Center | Jambar | Radio Hotel | USATF Foundation |
| Con Edison | KPMG | RCano Events | USA Track & Field |
| Debevoise & Plimpton | | The Rudin Family | World Athletics |

ARMORY BOARD OF DIRECTORS

- | | | | |
|--------------------------------------|-----------------|--------------------|-------------------------------|
| Michael Frankfurt
<i>Chairman</i> | Sandra Harris | Jane Ott | Emeritus Board Members |
| Christina Bilsky | Wendy Hilliard | Remysell Salas | Hon. Shah Ally |
| Michael Blum | Mary Beth Hogan | Edward Stern | Gerry Byrne |
| Mary Darling | Andrew Hogue | Lisa Stone | James Conroy |
| Kerri Donner | John Jenkins | Jacqueline Valouch | Richard Gordon |
| Robert Esnard | Maria Luna | Dr. Michael Yaker | Tom Labrecque |

FRIENDS OF THE MILLROSE GAMES

- | | | |
|---------------|-------------------|----------------|
| Mary Darling | Dr. Donald Landry | Michael Alcamo |
| George Hirsch | Evan Roth | Greg Diamond |



DONATE TODAY



The USA Track & Field Foundation supports thousands of youth and elite athletes across the country through our grant programs. Please consider making a gift to the Foundation today and help the next generation realize their potential in the sport.

Fueled with support of the Burgess Family Foundation.

THE OFFICIAL PODCAST OF NEW YORK ROAD RUNNERS



SET THE PACE

Join hosts **Rob Simmelkjaer**, CEO of New York Road Runners, and **Meb Keflezighi**, 2009 New York City Marathon champion and Olympic medalist, every Thursday in conversation with inspiring athletes, from everyday enthusiasts to elite marathoners. Hear running insights and life-changing stories of perseverance, drive, and dedication.



AVAILABLE NOW



www.NYRR.org/SetThePace